




HANDBOOK ON SPORT AND INCLUSIVENESS





- Module 1: Understanding Inclusivity in Sports
- Module 2: Creating an Inclusive Environment for Women in Sports
- Module 3: Supporting Athletes with Disabilities
- Module 4: Embracing Neurodiversity in Sports
- Module 5: Inclusive Coaching Practices
- Module 6: Designing Inclusive Sports Programs
- Module 7: Community Engagement and Outreach
- Module 8: Policy and Advocacy for Inclusivity
- Module 9: Measuring and Evaluating Inclusivity
- Module 10: Case Studies and Best Practices




ABOUT 7HUB

The objective of 7HUB is to transform non-formal education methodologies through art and creativity. We advocate for gender equality, LGBTQUIA+ inclusivity, and entrepreneurship. Our goal is to challenge deeply-rooted gender stereotypes, confront gender-based violence, and provide a platform for individual narratives.

7Hub is a non-profit organization at the forefront of non-formal education, with a specific focus on areas such as the arts, gender equality, and LGBTQUIA+ awareness. We are committed to providing an educational setting that is both enlightening and inclusive.

INTRODUCTION

This handbook is designed to guide sports organizations, coaches, and educators on how to create inclusive environments for women, people with disabilities, and neurodivergent individuals. Each module addresses specific aspects of inclusivity, providing practical strategies and considerations to ensure sports are accessible and welcoming to all.



Module 1

Understanding Inclusivity in Sports

Objective

To define inclusivity and its importance in sports, explore the benefits of a diverse sports environment, and provide foundational knowledge on promoting inclusive practices.

Introduction

Inclusivity in sports is a multifaceted concept that involves ensuring that all individuals, regardless of their gender, physical abilities, or neurodiversity, have the opportunity to participate, compete, and excel in sports. This module aims to lay the groundwork for understanding inclusivity, highlighting its significance, and exploring practical ways to foster an inclusive sports culture.

1. Content

1.1 Defining Inclusivity

Inclusivity refers to the practice or policy of including people who might otherwise be excluded or marginalized. In the context of sports, inclusivity means creating an environment where everyone has equal opportunities to participate, compete, and succeed, regardless of their background or characteristics.

Key Components of Inclusivity:

- **Equity:** Providing fair opportunities and support tailored to individual needs.
- **Accessibility:** Ensuring that physical spaces, equipment, and resources are available to all.
- **Respect:** Valuing each individual's unique contributions and treating them with dignity.
- **Support:** Offering the necessary assistance and encouragement to help everyone participate fully.

1.2 Importance of Diversity in Sports

Diversity in sports enriches the experience for all participants by bringing a range of perspectives, skills, and experiences to the table. It helps break down stereotypes, promotes mutual understanding, and fosters a sense of belonging. Here are some key reasons why diversity is crucial in sports:

1. **Enhanced Performance:** Diverse teams often perform better because they bring a variety of strategies and approaches to problem-solving.
2. **Broader Talent Pool:** Inclusive sports environments attract talent from all segments of society, increasing the chances of discovering exceptional athletes.
3. **Social Cohesion:** Sports can act as a bridge between different communities, fostering social bonds and reducing prejudice.
4. **Personal Development:** Participation in sports helps individuals develop confidence, discipline, and teamwork skills, which are valuable in all areas of life.

1.3 Benefits of an Inclusive Sports Environment

Creating an inclusive sports environment offers numerous benefits, not just for individuals but also for teams, organizations, and society as a whole.

Individual Benefits:

- **Improved Mental Health:** Inclusion in sports can boost self-esteem and reduce feelings of isolation.
- **Physical Well-being:** Participation in sports promotes physical fitness and overall health.
- **Skill Development:** Sports teach valuable life skills such as leadership, communication, and resilience.

Team Benefits:

- **Cohesion and Collaboration:** Diverse teams that are inclusive tend to have stronger cohesion and collaboration.
- **Innovation:** A variety of perspectives can lead to innovative strategies and solutions.
- **Morale:** Inclusive teams often experience higher morale and job satisfaction.

Organizational Benefits:

- **Reputation:** Organizations known for their inclusivity attract positive attention and support.
- **Compliance:** Inclusivity helps organizations comply with legal and ethical standards.
- **Sustainability:** Diverse and inclusive organizations are more adaptable and sustainable in the long run.

Societal Benefits:

- **Social Integration:** Sports can promote social integration and cohesion within communities.
- **Economic Growth:** Inclusive sports programs can contribute to economic growth by fostering talent and innovation.
- **Cultural Exchange:** Sports provide a platform for cultural exchange and understanding.

2. Strategies

2.1 Promoting Awareness and Education on Inclusivity

Awareness and education are critical to fostering an inclusive sports environment. It is essential to ensure that all stakeholders—coaches, athletes, administrators, and spectators—understand the value of inclusivity and are equipped with the knowledge and skills to promote it.

Strategies for Promoting Awareness:

1. **Workshops and Training:** Conduct regular workshops and training sessions on inclusivity, diversity, and equity.
2. **Educational Campaigns:** Use campaigns to highlight the importance of inclusivity and share success stories.
3. **Inclusive Policies:** Develop and enforce policies that promote inclusivity and address discrimination.
4. **Role Models:** Highlight and celebrate the achievements of diverse athletes and coaches.
5. **Community Engagement:** Involve the community in discussions and activities that promote inclusivity.

2.2 Implementing Inclusive Policies and Practices

Inclusive policies and practices are essential to create a sports environment that welcomes and supports everyone. These policies should be comprehensive, addressing all aspects of inclusivity from recruitment to participation and beyond.

Key Areas for Inclusive Policies:

1. Recruitment and Participation:

- Ensure that recruitment processes are free from bias.
- Provide opportunities for all individuals to participate, regardless of their background or abilities.

2. Facilities and Equipment:

- Make sure that facilities are accessible to everyone, including those with disabilities.
- Provide adaptive equipment as needed.

3. Coaching and Training:

- Train coaches on inclusive practices and how to support diverse athletes.
- Encourage the use of inclusive coaching techniques that cater to different needs and abilities.

4. Competition and Events:

- Design competitions and events that are inclusive and accessible to all.
- Ensure that rules and regulations do not unfairly disadvantage any group.

5. Support Systems:

- Provide support systems such as mentoring, counseling, and peer support to help all athletes succeed.
- Create a safe and supportive environment where everyone feels valued and respected.

3. Overcoming Barriers to Inclusivity

Despite the best efforts to promote inclusivity, there are often barriers that need to be overcome. These can be structural, attitudinal, or cultural. Understanding these barriers is the first step towards addressing them.

Common Barriers to Inclusivity:

1. Structural Barriers:

- Lack of accessible facilities and equipment.
- Inadequate funding for inclusive programs.

2. Attitudinal Barriers:

- Stereotypes and biases against certain groups.
- Resistance to change from traditional practices.

3. Cultural Barriers:

- Cultural norms and values that exclude certain groups.
- Language barriers that prevent effective communication.

Strategies to Overcome Barriers:

- **Advocacy and Policy Change:** Advocate for changes in policies and regulations to support inclusivity.
- **Education and Training:** Provide education and training to change attitudes and reduce biases.
- **Collaboration and Partnerships:** Work with other organizations and communities to address structural barriers.
- **Resource Allocation:** Ensure adequate resources are allocated to support inclusive practices.

4. Building a Culture of Inclusivity

Building a culture of inclusivity requires commitment from all levels of the organization. It involves creating an environment where inclusivity is not just a policy but a core value that guides all actions and decisions.

Steps to Building a Culture of Inclusivity:

1. Leadership Commitment:

- Ensure that leaders at all levels are committed to inclusivity and lead by example.
- Hold leaders accountable for promoting and upholding inclusive practices.

2. Inclusive Communication:

- Use inclusive language in all communications.
- Encourage open and respectful dialogue about inclusivity and diversity.

3. Celebrating Diversity:

- Celebrate and acknowledge the diversity within the organization.
- Host events and activities that promote cultural exchange and understanding.

4. Continuous Improvement:

- Regularly assess and evaluate the effectiveness of inclusivity initiatives.
- Seek feedback from all stakeholders and use it to improve practices.

5. Recognizing and Addressing Bias:

- Be aware of implicit biases and take steps to address them.
- Provide training on recognizing and overcoming biases.

5. Case Studies and Real-World Examples

Examining real-world examples and case studies can provide valuable insights into how inclusivity can be effectively implemented in sports. Here are a few examples of successful inclusivity initiatives:

Case Study 1: The Paralympic Movement

The Paralympic Movement is a powerful example of inclusivity in sports. It provides athletes with disabilities the opportunity to compete at the highest levels and has helped raise awareness about the abilities and achievements of these athletes. The movement promotes accessibility, equity, and respect, setting a standard for inclusivity in sports.

Case Study 2: Women in Sports Leadership

Organizations like the Women's Sports Foundation and initiatives like the Women in Sports Leadership (WISL) program have been instrumental in promoting gender inclusivity in sports. These programs provide support, training, and opportunities for women to take on leadership roles in sports organizations, helping to break down gender barriers and promote equality.

Case Study 3: Unified Sports

Unified Sports, a program by Special Olympics, brings together athletes with and without intellectual disabilities to train and compete on the same teams. This initiative promotes social inclusion through shared sports experiences and has been successful in breaking down stereotypes and fostering mutual understanding and respect.

6. Practical Tools and Resources

To effectively promote inclusivity in sports, it is essential to have access to practical tools and resources. Here are some resources that can help:

1. Inclusive Coaching Guides:

- Manuals and guides on inclusive coaching practices.
- Tips and strategies for adapting coaching techniques.

2. Accessibility Resources:

- Guidelines for making sports facilities and equipment accessible.
- Information on adaptive sports and equipment.

3. Educational Materials:

- Workshops and training modules on diversity and inclusivity.
- Educational campaigns and materials to raise awareness.

4. Support Networks:

- Networks and organizations that provide support for diverse athletes.
- Mentorship programs and peer support groups.

Conclusion

Understanding and promoting inclusivity in sports is a vital step towards creating an environment where everyone can participate, compete, and succeed. By defining inclusivity, recognizing its importance, and implementing practical strategies, we can ensure that sports are accessible and welcoming to all. This module provides a foundational understanding of inclusivity, setting the stage for more specific strategies and practices in subsequent modules.

Module 2

Creating an Inclusive Environment for Women in Sports

Objective

To address barriers and promote the participation of women in sports by exploring historical context, identifying challenges, and providing strategies to encourage female participation, address gender bias, and ensure safe and respectful environments.

Introduction

Women's participation in sports has evolved significantly over the years, yet many barriers still exist. This module aims to provide a comprehensive understanding of these barriers and offer practical strategies to create an inclusive environment for women in sports. By recognizing and addressing the unique challenges faced by female athletes, coaches, and administrators, we can work towards a more equitable sports culture.

2.1 Historical Context and Current Challenges

2.1.1 Historical Context

The history of women's participation in sports is marked by both progress and setbacks. Understanding this history is crucial to appreciate the current challenges and the importance of continued advocacy for gender equity in sports.

Early History:

- In the late 19th and early 20th centuries, women's participation in organized sports was minimal and often discouraged.
- Women were restricted to "appropriate" sports, such as tennis, golf, and swimming, which were considered less physically demanding.

Mid-20th Century:

- The mid-20th century saw a gradual increase in women's participation in sports, largely influenced by societal changes and the women's rights movement.
- The introduction of Title IX in the United States in 1972 was a significant milestone. Title IX prohibits sex-based discrimination in any school or other education program receiving federal funding, leading to increased opportunities for women in sports.

Late 20th and Early 21st Century:

- The late 20th and early 21st centuries witnessed remarkable achievements by female athletes on the global stage, contributing to increased visibility and recognition.
- Despite progress, challenges such as gender bias, pay disparities, and limited leadership opportunities for women in sports persist.

2.1.2 Current Challenges

Women in sports continue to face a range of challenges that hinder their full participation and representation. These challenges can be broadly categorized into social, structural, and personal barriers.

Social Barriers:

- **Stereotypes and Bias:** Gender stereotypes and biases can discourage women from participating in certain sports or pursuing careers in sports leadership.
- **Media Representation:** Women athletes often receive less media coverage and are frequently portrayed in ways that emphasize their appearance over their athletic abilities.

Structural Barriers:

- **Resource Allocation:** Women's sports programs often receive less funding, facilities, and support compared to men's programs.
- **Leadership Opportunities:** Women are underrepresented in leadership roles within sports organizations, coaching, and administration.

Personal Barriers:

- **Balancing Roles:** Women often face the challenge of balancing sports participation with other responsibilities, such as family and work.
- **Confidence and Self-Esteem:** Societal attitudes and lack of support can affect women's confidence and self-esteem, impacting their participation in sports.

2.2 Strategies to Encourage Female Participation

To create an inclusive environment for women in sports, it is essential to implement strategies that encourage their participation and support their development.

2.2.1 Providing Equal Opportunities and Resources

Resource Allocation:

- Ensure equitable distribution of resources, including funding, facilities, and equipment, between men's and women's sports programs.
- Advocate for policies that mandate equal funding and support for women's sports at all levels, from grassroots to professional.

Access to Training and Development:

- Offer equal access to high-quality training, coaching, and development opportunities for female athletes.
- Establish mentorship programs to support the development of young female athletes and coaches.

2.2.2 Developing Female Leadership in Sports

Leadership Training Programs:

- Create leadership training programs specifically designed for women in sports to build their skills and confidence.
- Encourage female athletes to pursue careers in coaching, administration, and sports management.

Promoting Female Role Models:

- Highlight and celebrate the achievements of female athletes, coaches, and sports administrators to provide role models for young girls.
- Support media campaigns that showcase female athletes and their contributions to sports.

2.2.3 Ensuring Safe and Respectful Environments

Policies Against Harassment and Abuse:

- Implement and enforce strict policies against harassment, abuse, and discrimination in sports environments.
- Provide training for coaches, staff, and athletes on recognizing and preventing harassment and abuse.

Creating Support Systems:

- Establish support systems, such as counseling services and peer support groups, to assist female athletes in dealing with challenges.
- Encourage open communication and provide safe spaces for women to voice their concerns and experiences.

2.3 Addressing Gender Bias and Stereotypes

Gender bias and stereotypes are significant barriers to women's full participation in sports.

Addressing these issues requires a multifaceted approach involving education, policy changes, and cultural shifts.

2.3.1 Educational Initiatives

Awareness Campaigns:

- Conduct awareness campaigns to educate the public about gender bias and its impact on women in sports.
- Use social media, public service announcements, and community events to promote messages of equality and inclusivity.

Training and Workshops:

- Offer training and workshops for coaches, administrators, and athletes on recognizing and addressing gender bias.
- Include topics such as unconscious bias, gender stereotypes, and the benefits of diversity in sports.

2.3.2 Policy and Structural Changes

Inclusive Policies:

- Develop and implement policies that promote gender equity in sports organizations, such as equal pay for equal work and equal opportunities for advancement.
- Ensure that these policies are regularly reviewed and enforced.

Diverse Leadership:

- Promote diversity in leadership positions within sports organizations by setting targets and creating pathways for women to advance.
- Encourage organizations to adopt diversity and inclusion goals and hold them accountable for progress.

2.3.3 Cultural Shifts

Changing the Narrative:

- Challenge and change the narrative around women in sports by highlighting their achievements and contributions.
- Use media and storytelling to present positive and empowering images of female athletes.

Encouraging Male Allies:

- Engage men as allies in promoting gender equity in sports. Encourage male athletes, coaches, and administrators to support and advocate for their female counterparts.
- Provide training for male allies on how to effectively support gender equity initiatives.

2.4 Ensuring Safe and Respectful Environments

Creating safe and respectful environments is essential for encouraging women's participation in sports. This involves implementing policies, providing education, and fostering a culture of respect.

2.4.1 Implementing and Enforcing Policies

Anti-Harassment and Anti-Discrimination Policies:

- Develop comprehensive policies to prevent and address harassment, abuse, and discrimination in sports environments.
- Ensure that these policies are clearly communicated to all members of the sports organization and are strictly enforced.

Reporting Mechanisms:

- Establish confidential and accessible reporting mechanisms for individuals to report incidents of harassment or discrimination.
- Ensure that reports are taken seriously and investigated promptly and thoroughly.

2.4.2 Providing Education and Training

Workshops and Seminars:

- Conduct workshops and seminars on topics such as consent, respect, and healthy relationships.
- Include training on bystander intervention and how to support victims of harassment or abuse.

Ongoing Education:

- Provide ongoing education and training to coaches, staff, and athletes on creating and maintaining respectful environments.
- Regularly update training materials to reflect best practices and current research.

2.4.3 Fostering a Culture of Respect

Promoting Respectful Behavior:

- Encourage respectful behavior through positive reinforcement and recognition.
- Address disrespectful behavior promptly and consistently to reinforce the importance of respect.

Building Support Networks:

- Create support networks within sports organizations to provide assistance and guidance to individuals who may be experiencing challenges.
- Encourage a culture of support and solidarity among athletes, coaches, and staff.

2.5 Case Studies and Real-World Examples

Examining real-world examples and case studies can provide valuable insights into how to effectively promote the inclusion of women in sports.

2.5.1 Case Study: Title IX and Its Impact on Women in Sports

Overview:

- Title IX of the Education Amendments of 1972 is a federal law that prohibits sex-based discrimination in any education program or activity receiving federal financial assistance.
- The law has had a profound impact on women's participation in sports, leading to increased opportunities and resources for female athletes.

Impact:

- Since the implementation of Title IX, there has been a significant increase in the number of women participating in sports at all levels.
- The law has also led to improvements in facilities, funding, and support for women's sports programs.

Challenges:

- Despite the progress made, challenges such as funding disparities and underrepresentation in leadership roles remain.
- Continued advocacy and enforcement are necessary to fully realize the goals of Title IX.

2.5.2 Case Study: The Rise of Women's Professional Leagues**Overview:**

- The establishment and growth of professional leagues for women, such as the Women's National Basketball Association (WNBA) and the National Women's Soccer League (NWSL), have provided significant opportunities for female athletes.

Impact:

- These leagues have increased the visibility of women's sports and provided professional opportunities for female athletes.
- They have also inspired young girls to pursue sports and demonstrated the commercial viability of women's sports.

Challenges:

- Professional women's leagues often face challenges such as lower pay, limited media coverage, and fewer sponsorship opportunities compared to their male counterparts.
- Efforts are needed to promote parity in pay, visibility, and support for women's professional sports.

2.6 Practical Tools and Resources

To effectively promote the inclusion of women in sports, it is essential to have access to practical tools and resources.

2.6.1 Inclusive Coaching Guides**Manuals and Guides:**

- Provide manuals and guides on inclusive coaching practices, with specific focus on supporting female athletes.
- Include tips and strategies for creating a supportive and empowering coaching environment.

Online Courses:

- Offer online courses on gender equity in coaching, covering topics such as communication, leadership, and team dynamics.

2.6.2 Resource Allocation Tools

Funding Opportunities:

- Identify and promote funding opportunities specifically aimed at supporting women's sports programs.
- Provide guidance on applying for grants and sponsorships to enhance resources for female athletes.

Facility Accessibility:

- Develop guidelines for ensuring that sports facilities are accessible and welcoming to women.
- Include recommendations for facilities that accommodate the needs of female athletes, such as appropriate changing rooms and restrooms.

2.6.3 Educational Materials

Training Modules:

- Create training modules on gender equity and inclusivity in sports, suitable for coaches, administrators, and athletes.
- Include interactive components, such as case studies and role-playing exercises, to enhance understanding.

Awareness Campaigns:

- Design and implement awareness campaigns to promote the benefits of gender equity in sports.
- Use various media platforms to reach a wide audience and highlight success stories of female athletes.

2.6.4 Support Networks

Mentorship Programs:

- Establish mentorship programs that connect young female athletes with experienced mentors in the sports industry.
- Provide training for mentors to ensure they can offer effective guidance and support.

Peer Support Groups:

- Create peer support groups where female athletes can share experiences, challenges, and strategies for success.
- Facilitate regular meetings and provide resources to support these groups.

2.7 Measuring and Evaluating Progress

To ensure that efforts to promote the inclusion of women in sports are effective, it is important to measure and evaluate progress regularly.

2.7.1 Key Performance Indicators (KPIs)

Participation Rates:

- Track participation rates of women in sports at all levels, from grassroots to professional.
- Analyze trends over time to identify areas of improvement and areas needing attention.

Resource Allocation:

- Monitor the allocation of resources, such as funding, facilities, and equipment, to ensure equity between men's and women's sports programs.

Leadership Representation:

- Measure the representation of women in leadership roles within sports organizations, including coaching, administration, and governance.

2.7.2 Data Collection Methods

Surveys and Questionnaires:

- Use surveys and questionnaires to gather feedback from female athletes, coaches, and administrators on their experiences and perceptions of inclusivity.
- Include questions on barriers faced, support received, and suggestions for improvement.

Focus Groups:

- Conduct focus groups with diverse groups of women in sports to gain deeper insights into their experiences and challenges.
- Use focus group findings to inform policy and practice changes.

2.7.3 Evaluating Impact and Outcomes

Regular Assessments:

- Conduct regular assessments of inclusivity initiatives to evaluate their impact and effectiveness.
- Use a combination of quantitative and qualitative data to provide a comprehensive evaluation.

Feedback Mechanisms:

- Establish mechanisms for ongoing feedback from all stakeholders, including athletes, coaches, and administrators.
- Use feedback to continuously improve and adapt inclusivity strategies and practices.

Reporting and Communication:

- Regularly report on progress towards gender equity goals and share findings with all stakeholders.
- Use reports to celebrate successes, identify challenges, and outline future actions.

Conclusion

Creating an inclusive environment for women in sports requires a comprehensive and sustained effort. By understanding the historical context and current challenges, implementing strategies to encourage participation, addressing gender bias, and ensuring safe and respectful environments, we can work towards true gender equity in sports. This module provides a foundation for promoting the inclusion of women in sports, setting the stage for further exploration and action in subsequent modules.

Module 3

Supporting Athletes with Disabilities

Objective

To foster an environment that supports athletes with disabilities by understanding the different types of disabilities, exploring legal and ethical considerations, and implementing adapted sports and inclusive practices.

Introduction

Athletes with disabilities have the same desire and potential to participate, compete, and excel in sports as their non-disabled counterparts. However, they often face unique challenges and barriers. This module aims to provide a comprehensive understanding of how to support athletes with disabilities, promote inclusivity, and ensure that sports environments are accessible and welcoming for all.

3.1 Understanding Disabilities in Sports

Types of Disabilities

Understanding the various types of disabilities and how they impact sports participation is crucial for creating inclusive sports environments. Disabilities can be broadly categorized into three main types:

1. Physical Disabilities:

- **Mobility Impairments:** Conditions affecting the ability to move, such as spinal cord injuries, cerebral palsy, and muscular dystrophy.
- **Amputations and Limb Differences:** Missing limbs or limb differences that may require the use of prosthetics or adaptive equipment.
- **Visual Impairments:** Partial or complete loss of vision, which can affect spatial awareness and coordination.

2. Intellectual and Developmental Disabilities:

- **Intellectual Disabilities:** Conditions characterized by limitations in intellectual functioning and adaptive behavior, such as Down syndrome and autism spectrum disorder.
- **Learning Disabilities:** Specific learning differences that affect the ability to process information, such as dyslexia and attention-deficit/hyperactivity disorder (ADHD).

3. Sensory Disabilities:

- **Hearing Impairments:** Partial or complete loss of hearing, which can affect communication and balance.
- **Multiple Disabilities:** Individuals may have multiple disabilities that impact their participation in different ways.

Impact on Sports Participation

Each type of disability presents unique challenges and requires specific adaptations and support. It is important to understand the individual needs of athletes and provide appropriate accommodations to ensure their full participation in sports.

Common Challenges:

- **Accessibility:** Ensuring that facilities and equipment are accessible to athletes with disabilities.
- **Communication:** Facilitating effective communication for athletes with hearing or intellectual disabilities.
- **Safety:** Addressing safety concerns and providing appropriate supervision and support.

3.2 Legal and Ethical Considerations

Legal Framework

There are several legal frameworks and policies designed to protect the rights of individuals with disabilities and promote their inclusion in sports.

1. Americans with Disabilities Act (ADA):

- The ADA is a comprehensive civil rights law that prohibits discrimination against individuals with disabilities in all areas of public life, including sports.
- It mandates reasonable accommodations and accessibility in sports facilities and programs.

2. Individuals with Disabilities Education Act (IDEA):

- IDEA ensures that children with disabilities have the right to a free and appropriate public education, including physical education and sports.
- Schools must provide necessary accommodations and support to enable participation in sports.

3. Rehabilitation Act of 1973 (Section 504):

- Section 504 prohibits discrimination based on disability in programs and activities receiving federal financial assistance.
- It applies to schools, colleges, and universities, ensuring that sports programs are accessible to students with disabilities.

Ethical Considerations

Creating an inclusive sports environment for athletes with disabilities involves adhering to ethical principles that promote respect, dignity, and fairness.

1. Respect for Autonomy:

- Respecting the autonomy and choices of athletes with disabilities is fundamental.
- Involve athletes in decisions about their participation, accommodations, and support.

2. Non-Discrimination:

- Ensure that athletes with disabilities are treated fairly and equitably.
- Avoid any form of discrimination or bias based on disability.

3. Beneficence and Non-Maleficence:

- Promote the well-being of athletes with disabilities by providing appropriate support and accommodations.
- Take measures to prevent harm and ensure the safety of all participants.

4. Justice:

- Ensure equal access to opportunities and resources for athletes with disabilities.
- Address systemic barriers that may limit participation and inclusion.

3.3 Adapted Sports and Inclusive Practices

Adapted Sports

Adapted sports are modified versions of traditional sports designed to meet the needs of athletes with disabilities. These adaptations can include changes in rules, equipment, and the environment to ensure accessibility and participation.

1. Paralympic Sports:

- The Paralympic Games are a major international multi-sport event for athletes with disabilities.
- Sports include wheelchair basketball, sitting volleyball, blind football, and more.

2. Special Olympics:

- The Special Olympics provide year-round sports training and competitions for children and adults with intellectual disabilities.
- Sports include athletics, swimming, basketball, and more.

3. Deaflympics:

- The Deaflympics are an international event for deaf athletes.
- Sports include athletics, swimming, basketball, and more.

Inclusive Practices

Inclusive practices ensure that sports programs are designed and implemented in a way that includes athletes with disabilities.

1. Universal Design:

- Universal design involves creating sports facilities, equipment, and programs that are accessible to all participants.
- Examples include ramps, tactile markings, and adjustable equipment.

2. Integrated Sports Programs:

- Integrated sports programs involve athletes with and without disabilities participating together.
- These programs promote inclusion, social integration, and mutual understanding.

3. Personalized Coaching:

- Coaching should be tailored to the individual needs of athletes with disabilities.
- Coaches should receive training on adaptive techniques and inclusive practices.

4. Assistive Technology:

- Assistive technology can enhance the participation of athletes with disabilities.
- Examples include prosthetics, hearing aids, and communication devices.

3.4 Training Coaches on Disability Inclusion

Effective coaching is crucial for supporting athletes with disabilities. Coaches need to be trained on disability inclusion to understand the specific needs of their athletes and implement appropriate strategies.

Key Training Areas

1. Understanding Disabilities:

- Provide coaches with knowledge about different types of disabilities and their impact on sports participation.
- Highlight the importance of individualized approaches and accommodations.

2. Adaptive Techniques:

- Train coaches on adaptive techniques for different sports.
- Examples include modifying drills, using adaptive equipment, and creating inclusive game rules.

3. Communication Skills:

- Enhance coaches' communication skills to effectively interact with athletes with disabilities.
- Techniques include using clear and simple language, visual aids, and alternative communication methods.

4. Safety and Risk Management:

- Educate coaches on safety considerations and risk management for athletes with disabilities.
- Emphasize the importance of supervision, proper equipment use, and emergency procedures.

5. Psychological Support:

- Train coaches to provide psychological support to athletes with disabilities.
- Topics include building confidence, addressing self-esteem issues, and fostering a positive sports experience.

Training Programs and Resources

1. Workshops and Seminars:

- Conduct workshops and seminars on disability inclusion for coaches.
- Topics can include understanding disabilities, adaptive sports techniques, and inclusive coaching practices.

2. Online Courses and Webinars:

- Offer online courses and webinars on disability inclusion in sports.
- Provide access to training materials, videos, and interactive modules.

3. Certification Programs:

- Develop certification programs for coaches specializing in disability inclusion.
- Certification can enhance credibility and ensure a standardized level of knowledge and skills.

4. Mentorship and Peer Support:

- Establish mentorship programs where experienced coaches guide and support new coaches in disability inclusion.
- Create peer support networks for coaches to share experiences and best practices.

3.5 Accessible Facilities and Equipment

Ensuring that sports facilities and equipment are accessible to athletes with disabilities is fundamental to promoting inclusivity.

Designing Accessible Facilities

1. Entrance and Pathways:

- Ensure that entrances and pathways are wheelchair accessible.
- Install ramps, elevators, and wide doorways.

2. Restrooms and Locker Rooms:

- Provide accessible restrooms and locker rooms with appropriate fixtures and space for maneuvering.
- Include features like grab bars, adjustable benches, and accessible showers.

3. Playing Areas:

- Design playing areas to accommodate athletes with disabilities.
- Ensure that surfaces are smooth and free from obstacles.

4. Spectator Areas:

- Create accessible seating areas for spectators with disabilities.
- Ensure clear sightlines and accessible routes to seating areas.

Providing Adaptive Equipment

1. Wheelchairs and Mobility Devices:

- Offer sports wheelchairs and other mobility devices for athletes with physical disabilities.
- Ensure that equipment is well-maintained and suited to the specific sport.

2. Prosthetics and Orthotics:

- Provide prosthetics and orthotics tailored to the needs of athletes.
- Work with specialists to ensure proper fitting and functionality.

3. Assistive Devices:

- Offer assistive devices such as hearing aids, communication boards, and visual aids.
- Train staff on the proper use and maintenance of these devices.

4. Adapted Sports Equipment:

- Provide adapted sports equipment, such as modified balls, bats, and goals.
- Ensure that equipment meets safety standards and is appropriate for the sport.

3.6 Collaborating with Disability Sports Organizations

Collaboration with disability sports organizations can enhance the support and resources available to athletes with disabilities.

Benefits of Collaboration

1. Access to Expertise:

- Disability sports organizations have specialized knowledge and expertise in supporting athletes with disabilities.
- Collaborating with these organizations can provide valuable insights and resources.

2. Program Development:

- Partnering with disability sports organizations can help develop and implement inclusive sports programs.
- These organizations can provide guidance on best practices and program design.

3. Advocacy and Awareness:

- Disability sports organizations often engage in advocacy and awareness campaigns.
- Collaborating with these organizations can amplify efforts to promote inclusivity and raise awareness.

Examples of Disability Sports Organizations

1. International Paralympic Committee (IPC):

- The IPC organizes the Paralympic Games and promotes the development of Paralympic sports.
- It provides resources, training, and support for athletes with disabilities.

2. Special Olympics:

- Special Olympics offers sports training and competitions for individuals with intellectual disabilities.
- It provides resources for coaches, athletes, and families.

3. National Wheelchair Basketball Association (NWBA):

- The NWBA promotes wheelchair basketball and provides opportunities for athletes with physical disabilities.
- It offers training programs, competitions, and resources for athletes and coaches.

4. Deaf Sports Organizations:

- Organizations like the International Committee of Sports for the Deaf (ICSD) and Deaflympics promote sports for deaf athletes.
- They provide resources, training, and support for athletes and coaches.

3.7 Creating a Supportive Environment

Creating a supportive environment for athletes with disabilities involves fostering a culture of inclusivity, respect, and encouragement.

Key Elements of a Supportive Environment

1. Inclusive Culture:

- Promote an inclusive culture that values diversity and respects the contributions of athletes with disabilities.
- Encourage all members of the sports community to embrace inclusivity.

2. Peer Support:

- Facilitate peer support networks for athletes with disabilities.
- Encourage teamwork and camaraderie among all athletes.

3. Family and Community Involvement:

- Involve families and the community in supporting athletes with disabilities.
- Provide opportunities for families to engage in sports activities and events.

4. Psychological Support:

- Offer psychological support services for athletes with disabilities.
- Provide access to counselors, therapists, and peer support groups.

5. Recognition and Celebration:

- Recognize and celebrate the achievements of athletes with disabilities.
- Highlight their successes and contributions to the sports community.

3.8 Case Studies and Best Practices

Examining successful initiatives and programs that support athletes with disabilities can provide valuable insights and inspiration.

Case Study 1: The Paralympic Movement

The Paralympic Movement is a powerful example of inclusivity in sports. It provides athletes with disabilities the opportunity to compete at the highest levels and has helped raise awareness about the abilities and achievements of these athletes.

Key Initiatives:

- The Paralympic Games showcase the talents and skills of athletes with disabilities on an international stage.
- The IPC promotes accessibility, equity, and respect, setting a standard for inclusivity in sports.

Impact:

- Increased visibility and recognition of athletes with disabilities.
- Enhanced accessibility and support for athletes with disabilities at all levels of sports.

Case Study 2: Special Olympics Unified Sports

Unified Sports, a program by Special Olympics, brings together athletes with and without intellectual disabilities to train and compete on the same teams. This initiative promotes social inclusion through shared sports experiences.

Key Initiatives:

- Unified Sports events and competitions are held at local, national, and international levels.
- The program provides training and resources for coaches, athletes, and families.

Impact:

- Increased social integration and mutual understanding among athletes.
- Enhanced self-esteem and confidence for athletes with intellectual disabilities.

Case Study 3: Adaptive Skiing Programs

Adaptive skiing programs provide opportunities for individuals with physical disabilities to participate in skiing and snowboarding. These programs offer specialized equipment and trained instructors to support athletes.

Key Initiatives:

- Adaptive skiing schools and resorts offer lessons and training for athletes with disabilities.
- Programs include the use of sit-skis, mono-skis, and other adaptive equipment.

Impact:

- Increased participation and enjoyment of winter sports for individuals with physical disabilities.
- Development of skills, confidence, and independence for athletes.

Best Practices

1. Comprehensive Support Systems:

- Develop comprehensive support systems that address the physical, psychological, and social needs of athletes with disabilities.
- Provide access to a range of services, including medical care, counseling, and peer support.

2. Inclusive Program Design:

- Design sports programs that are inclusive and cater to the needs of athletes with disabilities.
- Offer a variety of sports and activities to appeal to diverse interests and abilities.

3. Collaboration and Partnerships:

- Collaborate with other organizations, including disability sports organizations, schools, and community groups.
- Partner with sponsors and media outlets to increase the visibility and support of inclusive sports programs.

4. Continuous Improvement:

- Regularly assess and evaluate the effectiveness of inclusivity initiatives.
- Seek feedback from athletes, coaches, and stakeholders to identify areas for improvement.

3.9 Practical Tools and Resources

To effectively support athletes with disabilities, it is essential to have access to practical tools and resources. Here are some resources that can help:

Toolkits and Guides:

- Toolkits and guides on creating inclusive sports environments for athletes with disabilities.
- Resources for coaches and administrators on adaptive sports and inclusive practices.

Training Programs:

- Training programs on disability inclusion, adaptive sports techniques, and inclusive coaching.
- Workshops and seminars on safety, communication, and psychological support.

Funding and Grants:

- Information on scholarships, grants, and funding opportunities for athletes with disabilities.
- Resources for identifying and applying for financial support.

Support Networks:

- Networks and organizations that provide support and advocacy for athletes with disabilities.
- Mentorship programs and peer support groups for athletes and coaches.

Assistive Technology:

- Resources on assistive technology and adaptive equipment for sports.
- Information on obtaining, using, and maintaining assistive devices.

Conclusion

Supporting athletes with disabilities requires a comprehensive approach that includes understanding different types of disabilities, addressing legal and ethical considerations, implementing adapted sports and inclusive practices, and creating a supportive environment. By providing accessible facilities, adaptive equipment, trained coaches, and a culture of inclusivity, sports organizations can ensure that athletes with disabilities have the opportunity to participate, compete, and excel in sports.

This module provides a detailed framework for understanding and supporting athletes with disabilities, offering practical strategies and resources to promote inclusivity. By implementing these strategies, sports organizations and communities can make significant strides towards a more inclusive and equitable future in sports.

References

To further your understanding of supporting athletes with disabilities, here are some recommended readings and resources:

1. [International Paralympic Committee \(IPC\)](#)
2. [Special Olympics](#)
3. [National Center on Health, Physical Activity and Disability \(NCHPAD\)](#)
4. [Adaptive Sports USA](#)
5. [National Wheelchair Basketball Association \(NWBA\)](#)
6. [Deaflympics](#)

By utilizing these resources and the strategies outlined in this module, you can contribute to creating a more inclusive and supportive sports environment for athletes with disabilities.

Module 4

Embracing Neurodiversity in Sports

Objective

To create inclusive sports opportunities for neurodivergent individuals by understanding neurodiversity, recognizing challenges, and implementing strategies to foster an inclusive and supportive sports environment.

Introduction

Neurodiversity is a concept that recognizes and respects the variations in human brain function and behavior. It includes conditions such as autism spectrum disorder (ASD), attention-deficit/hyperactivity disorder (ADHD), dyslexia, and other neurological differences. Embracing neurodiversity in sports involves creating environments where neurodivergent individuals can participate, thrive, and benefit from sports activities.

4.1 Understanding Neurodiversity

Definition and Scope

Neurodiversity refers to the diversity of human brains and minds, encompassing a range of neurodevelopmental conditions and variations. It challenges the notion that there is a single "normal" way of thinking, learning, or behaving and instead promotes the idea that neurodivergent individuals are a valuable part of human diversity.

Common Neurodivergent Conditions

1. Autism Spectrum Disorder (ASD):

- A developmental disorder characterized by challenges with social interaction, communication, and repetitive behaviors.
- Individuals with ASD may have varying levels of intellectual abilities and sensory sensitivities.

2. Attention-Deficit/Hyperactivity Disorder (ADHD):

- A neurodevelopmental disorder characterized by inattention, hyperactivity, and impulsivity.
- Individuals with ADHD may struggle with focus, organization, and time management.

3. Dyslexia:

- A learning disorder that affects reading, spelling, and writing.
- Individuals with dyslexia may have difficulty processing language and decoding words.

4. Dyspraxia (Developmental Coordination Disorder):

- A condition that affects motor coordination and planning.
- Individuals with dyspraxia may have difficulty with tasks that require fine or gross motor skills.

5. Tourette Syndrome:

- A neurological disorder characterized by repetitive, involuntary movements and vocalizations called tics.
- Individuals with Tourette Syndrome may have co-occurring conditions such as ADHD or OCD.

4.2 Challenges Faced by Neurodivergent Athletes

Sensory Sensitivities

Many neurodivergent individuals experience sensory sensitivities, where certain sensory stimuli (e.g., lights, sounds, textures) can be overwhelming or distressing.

Implications for Sports:

- Bright lights, loud noises, and crowded environments may cause discomfort or anxiety.
- Sensory sensitivities can impact an athlete's ability to focus and perform.

Communication and Social Interaction

Neurodivergent individuals may have unique communication styles and social interaction preferences.

Implications for Sports:

- Difficulty understanding social cues and norms can affect teamwork and cooperation.
- Challenges with verbal communication may require alternative communication methods.

Executive Functioning

Executive functioning involves skills such as planning, organization, and time management, which can be challenging for some neurodivergent individuals.

Implications for Sports:

- Difficulty with organization and time management can affect attendance and punctuality.
- Challenges with planning and executing multi-step tasks can impact training and performance.

Motor Coordination

Conditions like dyspraxia can affect motor coordination and physical abilities.

Implications for Sports:

- Difficulty with motor skills can impact performance in sports that require precise movements.
- Individuals may need additional practice and adaptive techniques to develop their skills.

4.3 Benefits of Inclusive Sports for Neurodivergent Individuals

Participation in sports can offer numerous benefits for neurodivergent individuals, enhancing their physical, mental, and social well-being.

Physical Benefits

1. Improved Fitness:

- Regular physical activity promotes overall health and fitness.
- Sports can improve strength, flexibility, and cardiovascular health.

2. Motor Skill Development:

- Participation in sports helps develop motor skills and coordination.
- Adaptive techniques and practice can enhance physical abilities.

Mental and Emotional Benefits

1. Stress Relief:

- Physical activity is a natural stress reliever and can improve mood.
- Participation in sports can reduce anxiety and depression symptoms.

2. Increased Self-Esteem:

- Achieving goals and improving skills can boost self-confidence.
- Positive reinforcement and support from coaches and peers enhance self-esteem.

3. Focus and Attention:

- Engaging in sports can improve focus and attention.
- Structured activities and routines help develop discipline and concentration.

Social Benefits

1. Social Interaction:

- Sports provide opportunities for social interaction and teamwork.
- Building relationships with teammates fosters a sense of belonging and community.

2. Communication Skills:

- Participating in sports enhances communication skills through interaction with coaches and peers.
- Alternative communication methods can be used to support neurodivergent athletes.

3. Inclusion and Acceptance:

- Inclusive sports environments promote acceptance and understanding of neurodiversity.
- Participation in sports helps break down stereotypes and fosters inclusivity.

4.4 Adapting Coaching Techniques

To support neurodivergent athletes effectively, coaches need to adapt their techniques and approaches to meet the unique needs of these individuals.

Key Coaching Strategies

1. Individualized Approach:

- Understand each athlete's strengths, challenges, and preferences.
- Tailor coaching techniques and communication to meet individual needs.

2. Clear and Consistent Communication:

- Use clear, simple language and visual aids to convey instructions.
- Be consistent with routines and expectations to provide structure and predictability.

3. Positive Reinforcement:

- Use positive reinforcement to motivate and encourage athletes.
- Celebrate achievements and provide constructive feedback.

4. Sensory Considerations:

- Create a sensory-friendly environment by minimizing sensory triggers.
- Provide options for sensory breaks and accommodations as needed.

5. Patience and Flexibility:

- Be patient and allow extra time for learning and skill development.
- Be flexible in adapting drills and activities to suit individual needs.

Specific Techniques for Different Conditions

1. Autism Spectrum Disorder (ASD):

- Use visual schedules and cues to support understanding and routine.
- Provide clear, step-by-step instructions and demonstrate tasks visually.

2. ADHD:

- Incorporate movement and short breaks to help maintain focus.
- Use visual timers and reminders to support time management.

3. Dyslexia:

- Provide written instructions and visual aids to support understanding.
- Use multi-sensory teaching techniques to reinforce learning.

4. Dyspraxia:

- Break down tasks into smaller, manageable steps.
- Provide extra practice and repetition to develop motor skills.

5. Tourette Syndrome:

- Create a supportive environment that accommodates tics and involuntary movements.
- Encourage self-advocacy and allow athletes to take breaks as needed.

4.5 Creating Sensory-Friendly Environments

A sensory-friendly environment can significantly enhance the sports experience for neurodivergent athletes by reducing sensory overload and promoting comfort and focus.

Key Elements of a Sensory-Friendly Environment

1. Lighting:

- Use natural lighting or adjustable lighting to minimize glare and brightness.
- Avoid fluorescent lights, which can be harsh and flickering.

2. Noise:

- Reduce background noise and use sound-absorbing materials to minimize echoes.
- Provide quiet spaces for athletes to retreat to if they need a sensory break.

3. Space and Layout:

- Design spaces with clear, open layouts to avoid overcrowding.
- Use visual markers and signage to create clear pathways and boundaries.

4. Equipment:

- Provide sensory-friendly equipment, such as weighted balls and textured mats.
- Allow athletes to use sensory tools, such as fidget toys or noise-canceling headphones.

5. Sensory Breaks:

- Incorporate sensory breaks into practice sessions and competitions.
- Provide designated quiet areas where athletes can relax and decompress.

Strategies for Implementing Sensory-Friendly Practices

1. Sensory Assessments:

- Conduct sensory assessments to identify individual sensory preferences and triggers.
- Use this information to tailor the environment and activities to each athlete's needs.

2. Collaboration with Families:

- Work closely with families to understand the sensory needs and preferences of athletes.
- Involve families in creating and implementing sensory-friendly strategies.

3. Training and Awareness:

- Train coaches, staff, and teammates on sensory sensitivities and how to support neurodivergent athletes.
- Promote awareness and understanding of sensory-friendly practices within the sports community.

4. Continuous Feedback:

- Regularly seek feedback from athletes and families on the sensory environment.
- Make adjustments and improvements based on feedback to enhance comfort and participation.

4.6 Promoting Acceptance and Understanding

Creating an inclusive sports environment requires promoting acceptance and understanding of neurodiversity among all participants, including coaches, athletes, and spectators.

Education and Awareness

1. Neurodiversity Training:

- Provide neurodiversity training for coaches, staff, and volunteers.
- Topics can include understanding neurodivergent conditions, inclusive coaching techniques, and sensory-friendly practices.

2. Awareness Campaigns:

- Conduct awareness campaigns to promote understanding and acceptance of neurodiversity.
- Use social media, newsletters, and community events to share information and success stories.

3. Workshops and Seminars:

- Organize workshops and seminars for athletes and families on neurodiversity and inclusion.
- Invite experts and advocates to share insights and best practices.

Building Inclusive Teams

1. Team-Building Activities:

- Organize team-building activities that promote inclusion and collaboration.
- Encourage athletes to work together and support each other, regardless of neurodiversity.

2. Peer Support:

- Establish peer support networks where neurodivergent athletes can connect with peers and mentors.
- Encourage teammates to offer support and understanding to neurodivergent athletes.

3. Inclusive Language:

- Use inclusive language that respects and values neurodiversity.
- Avoid using terms or phrases that may stigmatize or marginalize neurodivergent individuals.

4. Role Models and Ambassadors:

- Highlight role models and ambassadors who advocate for neurodiversity in sports.
- Share stories of neurodivergent athletes who have achieved success and made significant contributions to sports.

Celebrating Neurodiversity

1. Recognition and Awards:

- Recognize and celebrate the achievements of neurodivergent athletes through awards and honors.
- Highlight their contributions to the team and the sports community.

2. Inclusive Events:

- Organize inclusive events that celebrate neurodiversity and promote participation.
- Examples include neurodiversity awareness days, inclusive sports tournaments, and community fairs.

3. Media Representation:

- Work with media outlets to ensure fair and positive representation of neurodivergent athletes.
- Share success stories and highlight the benefits of inclusivity in sports.

4.7 Case Studies and Best Practices

Examining successful initiatives and programs that embrace neurodiversity in sports can provide valuable insights and inspiration.

Case Study 1: Autism Spectrum Disorder (ASD) and Swimming

A local swimming club implemented a program specifically designed for children with ASD. The program included sensory-friendly practices, individualized coaching, and a focus on building confidence and skills.

Key Initiatives:

- Sensory-friendly environment with dimmed lighting and reduced noise levels.
- Use of visual schedules and clear, step-by-step instructions.
- Positive reinforcement and encouragement to build self-confidence.

Impact:

- Increased participation and enjoyment of swimming among children with ASD.
- Improved motor skills, confidence, and social interaction.

Case Study 2: ADHD and Soccer

A youth soccer league introduced a program for children with ADHD, incorporating movement breaks, visual aids, and structured routines to support focus and engagement.

Key Initiatives:

- Short, structured practice sessions with regular movement breaks.
- Use of visual aids, such as cones and markers, to provide clear instructions.
- Positive reinforcement and individualized coaching to build skills and confidence.

Impact:

- Improved focus, attention, and soccer skills among children with ADHD.
- Enhanced enjoyment and participation in soccer.

Case Study 3: Dyslexia and Basketball

A basketball team implemented strategies to support players with dyslexia, including multi-sensory teaching techniques, visual aids, and peer support.

Key Initiatives:

- Multi-sensory teaching techniques, such as using visual and tactile cues.
- Use of visual aids, such as diagrams and videos, to reinforce learning.
- Peer support networks to provide encouragement and assistance.

Impact:

- Improved basketball skills and understanding of game strategies among players with dyslexia.
- Increased confidence and enjoyment of basketball.

Best Practices

1. Comprehensive Support Systems:

- Develop comprehensive support systems that address the physical, psychological, and social needs of neurodivergent athletes.
- Provide access to a range of services, including coaching, counseling, and peer support.

2. Inclusive Program Design:

- Design sports programs that are inclusive and cater to the needs of neurodivergent athletes.
- Offer a variety of sports and activities to appeal to diverse interests and abilities.

3. Collaboration and Partnerships:

- Collaborate with other organizations, including neurodiversity advocacy groups, schools, and community organizations.
- Partner with sponsors and media outlets to increase the visibility and support of inclusive sports programs.

4. Continuous Improvement:

- Regularly assess and evaluate the effectiveness of inclusivity initiatives.
- Seek feedback from athletes, coaches, and stakeholders to identify areas for improvement.

4.8 Practical Tools and Resources

To effectively embrace neurodiversity in sports, it is essential to have access to practical tools and resources. Here are some resources that can help:

Toolkits and Guides

1. Neurodiversity Inclusion Toolkits:

- Toolkits and guides on creating inclusive sports environments for neurodivergent athletes.
- Resources for coaches and administrators on adaptive techniques and inclusive practices.

2. Sensory-Friendly Environment Guides:

- Guidelines for creating sensory-friendly sports facilities and environments.
- Tips and strategies for minimizing sensory triggers and providing accommodations.

Training Programs

1. Neurodiversity Training for Coaches:

- Training programs on understanding neurodiversity, adaptive sports techniques, and inclusive coaching.
- Workshops and seminars on communication, sensory-friendly practices, and psychological support.

2. Online Courses and Webinars:

- Online courses and webinars on neurodiversity inclusion in sports.
- Access to training materials, videos, and interactive modules.

Funding and Grants

1. Scholarships and Grants for Neurodivergent Athletes:

- Information on scholarships, grants, and funding opportunities for neurodivergent athletes.
- Resources for identifying and applying for financial support.

2. Funding for Inclusive Sports Programs:

- Grants and funding opportunities for organizations to develop and implement inclusive sports programs.
- Resources for creating and sustaining inclusive initiatives.

Support Networks

1. Neurodiversity Advocacy Groups:

- Networks and organizations that provide support and advocacy for neurodivergent individuals.
- Mentorship programs and peer support groups for athletes and coaches.

2. Parent and Family Support Groups:

- Support groups for parents and families of neurodivergent athletes.
- Resources and guidance on supporting neurodivergent individuals in sports.

Conclusion

Embracing neurodiversity in sports requires a comprehensive approach that includes understanding different neurodivergent conditions, recognizing challenges, and implementing adaptive coaching techniques, sensory-friendly practices, and inclusive strategies. By promoting acceptance and understanding, creating supportive environments, and providing practical tools and resources, sports organizations can ensure that neurodivergent individuals have the opportunity to participate, thrive, and benefit from sports activities.

This module provides a detailed framework for understanding and embracing neurodiversity in sports, offering practical strategies and resources to promote inclusivity. By implementing these strategies, sports organizations and communities can make significant strides towards a more inclusive and equitable future in sports.

References

To further your understanding of embracing neurodiversity in sports, here are some recommended readings and resources:

1. [Autism Speaks](#)
2. [CHADD \(Children and Adults with Attention-Deficit/Hyperactivity Disorder\)](#)
3. [International Dyslexia Association](#)
4. [Dyspraxia Foundation](#)
5. [Tourette Association of America](#)
6. [National Center on Health, Physical Activity and Disability \(NCHPAD\)](#)

By utilizing these resources and the strategies outlined in this module, you can contribute to creating a more inclusive and supportive sports environment for neurodivergent individuals.

Module 5

Inclusive Coaching Practices

Objective

To equip coaches with the skills and knowledge necessary to support diverse athletes by promoting inclusive coaching practices, understanding the unique needs of various athletes, and creating an environment that fosters participation, growth, and success for all.

Introduction

Inclusive coaching practices are essential for creating an environment where every athlete feels valued, respected, and supported. Inclusive coaching goes beyond simply allowing diverse athletes to participate; it involves actively creating strategies and adapting methods to meet the needs of all athletes, regardless of their background, abilities, or neurodiversity. This module aims to provide comprehensive guidance on inclusive coaching, focusing on the philosophy, strategies, and techniques that foster inclusivity in sports.

5.1 Inclusive Coaching Philosophy

Understanding Inclusivity

Inclusivity in coaching refers to creating a sports environment where all athletes, regardless of their gender, ability, race, ethnicity, socioeconomic status, or neurodiversity, have equal opportunities to participate, develop, and succeed. Inclusive coaching acknowledges and values the unique strengths and challenges of each athlete and aims to create a supportive and empowering environment for all.

Key Principles of Inclusive Coaching:

1. **Equity:** Providing fair opportunities and support tailored to individual needs.
2. **Respect:** Valuing each athlete's unique contributions and treating them with dignity.
3. **Empowerment:** Encouraging athletes to take ownership of their development and fostering a sense of agency.
4. **Collaboration:** Promoting teamwork, cooperation, and mutual support among all athletes.

5.2 Building Strong Coach-Athlete Relationships

Strong coach-athlete relationships are the foundation of effective and inclusive coaching. Building trust, respect, and open communication are essential for understanding and supporting each athlete's unique needs.

Key Strategies for Building Strong Relationships

1. Active Listening:

- Show genuine interest in athletes' thoughts, feelings, and experiences.
- Listen without interrupting and provide feedback that shows understanding and empathy.

2. Open Communication:

- Encourage open and honest communication between coaches and athletes.
- Create a safe space where athletes feel comfortable expressing their concerns, needs, and goals.

3. Positive Reinforcement:

- Use positive reinforcement to motivate and encourage athletes.
- Recognize and celebrate achievements, both big and small, to boost confidence and morale.

4. Individual Attention:

- Provide individual attention to each athlete, recognizing their unique strengths and challenges.
- Develop personalized coaching plans that cater to each athlete's needs and goals.

5. Consistency and Fairness:

- Be consistent and fair in coaching practices and decision-making.
- Ensure that all athletes are treated equitably and with respect.

Building Trust and Respect

1. Honesty and Transparency:

- Be honest and transparent with athletes about expectations, goals, and feedback.
- Foster an environment of trust by being reliable and consistent.

2. Empathy and Understanding:

- Show empathy and understanding for athletes' experiences and challenges.
- Be supportive and provide a listening ear when athletes need to talk.

3. Mutual Respect:

- Treat athletes with respect and expect the same in return.
- Encourage athletes to respect each other and promote a culture of mutual respect.

5.3 Communication Strategies

Effective communication is crucial for inclusive coaching. Coaches need to adapt their communication styles to meet the diverse needs of their athletes, ensuring that information is conveyed clearly and understood by all.

Key Communication Strategies

1. Clear and Simple Language:

- Use clear and simple language when giving instructions or feedback.
- Avoid jargon or complex terms that may be confusing.

2. Visual Aids:

- Use visual aids, such as diagrams, videos, and demonstrations, to enhance understanding.
- Visual aids can be particularly helpful for athletes with learning disabilities or language barriers.

3. Non-Verbal Communication:

- Be aware of non-verbal communication, such as body language, facial expressions, and gestures.
- Use non-verbal cues to reinforce verbal messages and show engagement.

4. Alternative Communication Methods:

- Provide alternative communication methods for athletes with speech or hearing impairments.
- Examples include sign language, communication boards, and written instructions.

5. Feedback Techniques:

- Use constructive feedback that is specific, actionable, and focused on improvement.
- Balance positive feedback with constructive criticism to maintain motivation and morale.

Adapting Communication for Different Needs

1. Neurodivergent Athletes:

- Use clear, concise instructions and visual supports for athletes with autism or ADHD.
- Provide consistent routines and predictable schedules to reduce anxiety.

2. Athletes with Hearing Impairments:

- Use sign language or written communication as needed.
- Ensure that the athlete can see the coach's face and mouth for lip-reading.

3. Athletes with Intellectual Disabilities:

- Break down instructions into smaller, manageable steps.
- Use repetition and reinforcement to aid learning and retention.

5.4 Personalized Coaching Plans

Personalized coaching plans are essential for addressing the unique needs, goals, and abilities of each athlete. These plans should be flexible and adaptable, allowing for adjustments based on the athlete's progress and changing needs.

Developing Personalized Coaching Plans

1. Assessing Individual Needs:

- Conduct assessments to understand each athlete's strengths, weaknesses, and goals.
- Gather information from the athlete, their family, and other support networks.

2. Setting Realistic Goals:

- Work with athletes to set realistic and achievable short-term and long-term goals.
- Ensure that goals are specific, measurable, attainable, relevant, and time-bound (SMART).

3. Designing Customized Training Programs:

- Develop training programs tailored to each athlete's needs and goals.
- Include a variety of activities and drills to address different aspects of development.

4. Monitoring and Adjusting Plans:

- Regularly monitor athletes' progress and adjust coaching plans as needed.
- Be flexible and open to making changes based on feedback and performance.

5. Providing Support and Resources:

- Provide athletes with the necessary support and resources to achieve their goals.
- Examples include access to specialized equipment, additional training sessions, or support from other professionals.

Case Study: Personalized Coaching for a Neurodivergent Athlete

Background: An athlete with ADHD and dyslexia joins a local soccer team. The coach recognizes the need for a personalized coaching plan to support the athlete's unique needs.

Assessment: The coach conducts an assessment to understand the athlete's strengths, challenges, and goals. They gather information from the athlete, their parents, and previous coaches.

Goal Setting: The coach works with the athlete to set specific, measurable goals, such as improving focus during practice, enhancing ball-handling skills, and building confidence in social interactions.

Customized Training Program: The coach develops a training program that includes:

- Short, focused practice sessions with regular breaks.
- Visual aids and demonstrations to reinforce instructions.
- Positive reinforcement and encouragement to build confidence.
- Peer support and team-building activities to enhance social interactions.

Monitoring and Adjusting: The coach regularly monitors the athlete's progress and adjusts the training program as needed. They provide ongoing support and encouragement, helping the athlete achieve their goals.

5.5 Creating an Inclusive Team Culture

Creating an inclusive team culture involves promoting values, behaviors, and practices that support diversity and inclusivity. An inclusive team culture fosters a sense of belonging, respect, and mutual support among all athletes.

Key Strategies for Creating an Inclusive Team Culture

1. Promoting Diversity and Inclusion:

- Emphasize the importance of diversity and inclusion in team meetings, communications, and activities.
- Celebrate the unique contributions and achievements of all athletes.

2. Establishing Inclusive Policies:

- Develop and enforce policies that promote inclusivity and address discrimination or harassment.
- Ensure that policies are communicated clearly to all team members and stakeholders.

3. Encouraging Team-Building Activities:

- Organize team-building activities that promote collaboration, trust, and mutual support.
- Include activities that allow athletes to learn about each other's backgrounds and experiences.

4. Fostering Mutual Respect:

- Promote a culture of mutual respect where all athletes feel valued and respected.
- Address any instances of disrespect or exclusion promptly and effectively.

5. Providing Role Models:

- Highlight and celebrate role models who exemplify inclusivity and sportsmanship.
- Encourage athletes to serve as role models and mentors for their peers.

Team Meetings and Discussions

1. Inclusive Language:

- Use inclusive language that respects and values all athletes.
- Avoid language that may be discriminatory or exclusionary.

2. Open Dialogue:

- Encourage open dialogue and discussions about diversity and inclusion.
- Provide a safe space for athletes to share their experiences, concerns, and suggestions.

3. Collaborative Decision-Making:

- Involve athletes in decision-making processes that affect the team.
- Ensure that all voices are heard and considered.

4. Conflict Resolution:

- Implement effective conflict resolution strategies to address any issues that arise.
- Encourage athletes to resolve conflicts respectfully and constructively.

5.6 Inclusive Practices for Different Sports

Inclusive coaching practices can be applied across various sports, each with its unique challenges and requirements. Here are some examples of how inclusive practices can be implemented in different sports:

Inclusive Practices in Team Sports

1. Soccer:

- Use visual aids and demonstrations to explain drills and strategies.
- Provide sensory breaks and accommodations for neurodivergent athletes.
- Encourage teamwork and peer support through collaborative activities.

2. Basketball:

- Adapt drills to meet the needs of athletes with different abilities.
- Use positive reinforcement and encouragement to build confidence.
- Promote inclusion by involving all athletes in team activities and decision-making.

Inclusive Practices in Individual Sports

1. Swimming:

- Provide individualized coaching to address specific needs and goals.
- Use sensory-friendly practices, such as dimmed lighting and reduced noise.
- Offer alternative communication methods for athletes with hearing impairments.

2. Track and Field:

- Adapt training programs to accommodate athletes with physical disabilities.
- Use visual aids and clear instructions to support athletes with learning disabilities.
- Encourage peer support and mentorship among athletes.

Inclusive Practices in Adaptive Sports

1. Wheelchair Basketball:

- Ensure that facilities and equipment are accessible to athletes with mobility impairments.
- Provide specialized training on wheelchair techniques and skills.
- Promote teamwork and collaboration through inclusive team-building activities.

2. Sitting Volleyball:

- Adapt drills and exercises to meet the needs of athletes with physical disabilities.
- Encourage inclusive participation by involving athletes of all abilities.
- Use positive reinforcement and encouragement to build confidence and skills.

5.7 Addressing Barriers to Inclusivity

Despite the best efforts to promote inclusivity, there are often barriers that need to be overcome. These can be structural, attitudinal, or cultural. Understanding these barriers is the first step towards addressing them.

Common Barriers to Inclusivity

1. Structural Barriers:

- Lack of accessible facilities and equipment.
- Inadequate funding for inclusive programs.

2. Attitudinal Barriers:

- Stereotypes and biases against certain groups.
- Resistance to change from traditional practices.

3. Cultural Barriers:

- Cultural norms and values that exclude certain groups.
- Language barriers that prevent effective communication.

Strategies to Overcome Barriers

1. Advocacy and Policy Change:

- Advocate for changes in policies and regulations to support inclusivity.
- Work with stakeholders to develop and implement inclusive policies.

2. Education and Training:

- Provide education and training to change attitudes and reduce biases.
- Offer workshops and seminars on diversity and inclusion for coaches, athletes, and staff.

3. Collaboration and Partnerships:

- Collaborate with other organizations and communities to address structural barriers.
- Build partnerships with sponsors and media outlets to support inclusive programs.

4. Resource Allocation:

- Ensure adequate resources are allocated to support inclusive practices.
- Seek funding and grants to develop and sustain inclusive initiatives.

5.8 Case Studies and Best Practices

Examining successful initiatives and programs that have promoted inclusive coaching practices can provide valuable insights and inspiration.

Case Study 1: Inclusive Soccer Program

A local soccer club implemented an inclusive soccer program designed to support neurodivergent athletes. The program included sensory-friendly practices, individualized coaching, and a focus on building confidence and skills.

Key Initiatives:

- Sensory-friendly environment with reduced noise levels and visual aids.
- Individualized coaching plans tailored to each athlete's needs and goals.
- Positive reinforcement and encouragement to build self-confidence.

Impact:

- Increased participation and enjoyment of soccer among neurodivergent athletes.
- Improved motor skills, confidence, and social interaction.

Case Study 2: Adaptive Swimming Program

A community swimming program introduced adaptive techniques and specialized training for athletes with physical disabilities. The program included individualized coaching, accessible facilities, and a focus on inclusion and support.

Key Initiatives:

- Adapted swimming techniques and equipment for athletes with mobility impairments.
- Individualized coaching plans and one-on-one support.
- Accessible facilities with ramps, lifts, and adapted changing areas.

Impact:

- Increased participation and enjoyment of swimming among athletes with physical disabilities.
- Enhanced swimming skills, confidence, and independence.

Best Practices

1. Comprehensive Support Systems:

- Develop comprehensive support systems that address the physical, psychological, and social needs of athletes.
- Provide access to a range of services, including medical care, counseling, and peer support.

2. Inclusive Program Design:

- Design sports programs that are inclusive and cater to the needs of diverse athletes.
- Offer a variety of sports and activities to appeal to different interests and abilities.

3. Collaboration and Partnerships:

- Collaborate with other organizations, including schools, community groups, and sports federations, to promote inclusivity.
- Partner with sponsors and media outlets to increase the visibility and support of inclusive sports programs.

4. Data Collection and Monitoring:

- Collect and analyze data on participation and outcomes to identify gaps and areas for improvement.
- Use data to inform decision-making and policy development.

5.9 Practical Tools and Resources

To effectively implement inclusive coaching practices, it is essential to have access to practical tools and resources. Here are some resources that can help:

Toolkits and Guides

1. Inclusive Coaching Toolkits:

- Toolkits and guides on creating inclusive sports environments.
- Resources for coaches and administrators on adaptive techniques and inclusive practices.

2. Sensory-Friendly Environment Guides:

- Guidelines for creating sensory-friendly sports facilities and environments.
- Tips and strategies for minimizing sensory triggers and providing accommodations.

Training Programs

1. Inclusive Coaching Training:

- Training programs on understanding diversity, adaptive sports techniques, and inclusive coaching.
- Workshops and seminars on communication, sensory-friendly practices, and psychological support.

2. Online Courses and Webinars:

- Online courses and webinars on inclusive coaching practices.
- Access to training materials, videos, and interactive modules.

Funding and Grants

1. Scholarships and Grants for Inclusive Programs:

- Information on scholarships, grants, and funding opportunities for inclusive sports programs.
- Resources for identifying and applying for financial support.

2. Funding for Adaptive Sports Equipment:

- Grants and funding opportunities for organizations to purchase adaptive sports equipment.
- Resources for creating and sustaining inclusive initiatives.

Support Networks

1. Diversity and Inclusion Advocacy Groups:

- Networks and organizations that provide support and advocacy for diversity and inclusion in sports.
- Mentorship programs and peer support groups for coaches and athletes.

2. Parent and Family Support Groups:

- Support groups for parents and families of diverse athletes.
- Resources and guidance on supporting diverse individuals in sports.

Conclusion

Inclusive coaching practices are essential for creating a sports environment where every athlete feels valued, respected, and supported. By promoting an inclusive coaching philosophy, building strong coach-athlete relationships, adapting communication strategies, developing personalized coaching plans, and creating an inclusive team culture, coaches can ensure that all athletes have the opportunity to participate, grow, and succeed.


This module provides a detailed framework for understanding and implementing inclusive coaching practices, offering practical strategies and resources to promote inclusivity. By embracing these strategies, sports organizations and communities can make significant strides towards a more inclusive and equitable future in sports.

References

To further your understanding of inclusive coaching practices, here are some recommended readings and resources:

1. [National Center on Health, Physical Activity and Disability \(NCHPAD\)](#)
2. [Coaching Association of Canada](#)
3. [Inclusion Club](#)
4. [Special Olympics](#)
5. United States Olympic & Paralympic Committee (USOPC)

By utilizing these resources and the strategies outlined in this module, you can contribute to creating a more inclusive and supportive sports environment for all athletes.



Module 6

Designing Inclusive Sports Programs

Objective

To develop sports programs that cater to the diverse needs of participants by employing inclusive design principles, ensuring accessibility, and fostering an environment that encourages the participation and development of all individuals, regardless of their background or abilities.

Introduction

Inclusive sports programs are essential for creating environments where everyone, regardless of their gender, physical ability, neurodiversity, or socioeconomic background, can participate, enjoy, and benefit from sports. Designing such programs involves understanding the diverse needs of participants, creating accessible facilities, and implementing practices that promote inclusivity. This module provides a comprehensive guide to designing inclusive sports programs, focusing on the principles, strategies, and practical steps necessary to ensure that sports are accessible and welcoming to all.

6.1 Principles of Inclusive Program Design

Designing inclusive sports programs requires a commitment to certain principles that ensure accessibility, equity, and respect for all participants. These principles serve as the foundation for creating programs that cater to diverse needs and promote inclusivity.

Key Principles of Inclusive Program Design

1. Equity:

- Provide fair and equal opportunities for all participants, ensuring that everyone has access to resources, facilities, and support.

2. Accessibility:

- Ensure that all aspects of the sports program, including facilities, equipment, and activities, are accessible to individuals with disabilities.

3. Flexibility:

- Design programs that can be adapted to meet the diverse needs and preferences of participants.
- Offer a variety of activities and formats to accommodate different interests and abilities.

4. Respect:

- Foster an environment where all participants feel valued and respected.
- Promote a culture of mutual respect and understanding among all participants.

5. Empowerment:

- Encourage participants to take an active role in their development and decision-making.
- Provide opportunities for leadership and involvement in program planning and execution.

6.2 Understanding Participant Needs

Understanding the diverse needs of participants is crucial for designing inclusive sports programs. This involves recognizing the different barriers and challenges that individuals may face and developing strategies to address them.

Assessing Participant Needs

1. Surveys and Questionnaires:

- Use surveys and questionnaires to gather information about participants' needs, preferences, and challenges.
- Include questions about accessibility, preferred activities, and any specific accommodations required.

2. Focus Groups:

- Conduct focus groups with participants to discuss their experiences, needs, and suggestions for improvement.
- Ensure that focus groups include a diverse range of participants to capture different perspectives.

3. Individual Consultations:

- Offer individual consultations with participants to discuss their specific needs and goals.
- Provide a safe and confidential environment for participants to share their experiences and challenges.

4. Collaboration with Stakeholders:

- Collaborate with families, caregivers, and support networks to understand the needs of participants.
- Involve stakeholders in the planning and decision-making process to ensure that their perspectives are considered.

Identifying Barriers to Participation

1. Physical Barriers:

- Identify any physical barriers that may prevent participants from accessing facilities or equipment.
- Examples include lack of ramps, narrow doorways, and inaccessible restrooms.

2. Communication Barriers:

- Identify any communication barriers that may affect participants' ability to understand instructions or interact with others.
- Examples include language barriers, hearing impairments, and limited literacy.

3. Attitudinal Barriers:

- Identify any attitudinal barriers that may affect participants' sense of belonging and inclusion.
- Examples include stereotypes, biases, and lack of awareness about disabilities and neurodiversity.

4. Financial Barriers:

- Identify any financial barriers that may prevent participants from accessing sports programs.
- Examples include the cost of participation, equipment, and transportation.

6.3 Designing Accessible Facilities

Accessible facilities are essential for ensuring that all participants can safely and comfortably access sports programs. This involves designing and adapting facilities to meet the needs of individuals with disabilities and ensuring that all aspects of the environment are inclusive.

Key Elements of Accessible Facilities

1. Entrance and Pathways:

- Ensure that entrances and pathways are wheelchair accessible.
- Install ramps, elevators, and wide doorways to accommodate mobility devices.

2. Restrooms and Locker Rooms:

- Provide accessible restrooms and locker rooms with appropriate fixtures and space for maneuvering.
- Include features like grab bars, adjustable benches, and accessible showers.

3. Playing Areas:

- Design playing areas to accommodate participants with disabilities.
- Ensure that surfaces are smooth and free from obstacles.

4. Spectator Areas:

- Create accessible seating areas for spectators with disabilities.
- Ensure clear sightlines and accessible routes to seating areas.

5. Equipment Storage:

- Provide accessible storage for equipment, ensuring that participants can easily access and store their gear.
- Include adjustable shelving and storage solutions to accommodate different needs.

Adapting Existing Facilities

1. Conducting Accessibility Audits:

- Conduct regular accessibility audits to identify any barriers or areas for improvement.
- Involve individuals with disabilities in the audit process to gain their perspectives and insights.

2. Implementing Modifications:

- Make necessary modifications to improve accessibility, such as installing ramps, widening doorways, and adding accessible restrooms.
- Ensure that modifications are made with input from individuals with disabilities to meet their needs effectively.

3. Providing Signage and Information:

- Use clear and accessible signage to provide information about facilities and directions.
- Include visual and tactile signage to accommodate individuals with visual impairments.

4. Training Staff:

- Train staff on accessibility and how to assist participants with disabilities.
- Ensure that staff are knowledgeable about the facilities and can provide support as needed.

6.4 Inclusive Program Design

Inclusive program design involves creating sports programs that are flexible, adaptable, and responsive to the diverse needs of participants. This includes offering a variety of activities, providing appropriate support and accommodations, and fostering an inclusive environment.

Key Strategies for Inclusive Program Design

1. Offering a Variety of Activities:

- Provide a range of activities that cater to different interests, abilities, and preferences.
- Include options for individual and team sports, as well as recreational and competitive activities.

2. Adapting Activities:

- Adapt activities to accommodate participants with different abilities and needs.
- Use adaptive equipment, modify rules, and provide additional support as needed.

3. Inclusive Scheduling:

- Schedule activities at times that are convenient and accessible for all participants.
- Consider factors such as transportation, work, and family commitments.

4. Providing Support and Accommodations:

- Offer support and accommodations to ensure that all participants can fully engage in activities.
- Examples include providing interpreters, offering one-on-one coaching, and using adaptive equipment.

5. Encouraging Participation:

- Encourage participation by creating a welcoming and supportive environment.
- Use positive reinforcement and celebrate achievements to boost confidence and motivation.

Example of an Inclusive Program Design

Inclusive Basketball Program:

Background: A community center wants to design an inclusive basketball program that caters to participants with diverse abilities and backgrounds.

Needs Assessment: The center conducts surveys and focus groups to understand participants' needs, preferences, and challenges. They identify the need for adaptive equipment, flexible scheduling, and additional support for neurodivergent athletes.

Program Design:

- **Variety of Activities:** The program includes recreational and competitive basketball, skill-building clinics, and social events.
- **Adaptive Equipment:** The center provides adjustable hoops, lightweight basketballs, and wheelchairs for participants with mobility impairments.
- **Flexible Scheduling:** The program offers multiple sessions at different times to accommodate participants' schedules.
- **Support and Accommodations:** The center provides one-on-one coaching, interpreters, and sensory-friendly practices for neurodivergent athletes.
- **Inclusive Environment:** The center fosters a culture of inclusion by celebrating achievements, promoting teamwork, and addressing any instances of exclusion or discrimination.

Monitoring and Evaluation: The center regularly seeks feedback from participants and makes adjustments to improve the program. They conduct evaluations to assess the program's impact and identify areas for further improvement.

6.5 Implementing Inclusive Practices

Implementing inclusive practices involves putting the principles of inclusive design into action. This includes training staff, fostering a supportive environment, and ensuring that all aspects of the program are accessible and welcoming.

Staff Training and Development

1. Inclusivity Training:

- Provide training on diversity, equity, and inclusion for all staff members.
- Topics include understanding disabilities, cultural competency, and inclusive communication.

2. Adaptive Coaching Techniques:

- Train coaches on adaptive techniques and strategies for working with athletes with diverse needs.
- Provide resources and support for implementing these techniques in practice.

3. Sensory-Friendly Practices:

- Educate staff on sensory-friendly practices and how to create a comfortable environment for neurodivergent participants.
- Include strategies for minimizing sensory triggers and providing accommodations.

4. Conflict Resolution:

- Train staff on conflict resolution and how to address instances of discrimination or exclusion.
- Provide tools and resources for creating a positive and respectful environment.

Creating a Supportive Environment

1. Promoting Inclusivity:

- Promote the values of inclusivity and respect in all aspects of the program.
- Use inclusive language and imagery in communications and marketing materials.

2. Building Community:

- Foster a sense of community among participants by organizing social events and team-building activities.
- Encourage participants to support and encourage each other.

3. Providing Resources:

- Provide resources and support for participants, such as access to counseling, mentorship, and peer support.
- Ensure that participants know where to find help and support when needed.

3. Providing Resources:

- Provide resources and support for participants, such as access to counseling, mentorship, and peer support.
- Ensure that participants know where to find help and support when needed.

4. Addressing Barriers:

- Identify and address any barriers that may prevent participants from fully engaging in the program.
- Work with participants to find solutions and provide necessary accommodations.

6.6 Inclusive Competition Formats

Inclusive competition formats ensure that all participants have the opportunity to compete and succeed, regardless of their abilities. This involves adapting rules, providing appropriate support, and creating a fair and equitable environment.

Key Strategies for Inclusive Competition Formats

1. Adaptive Rules:

- Adapt rules to accommodate participants with different abilities.
- Examples include allowing additional time, modifying equipment, and adjusting scoring systems.

2. Classification Systems:

- Use classification systems to ensure fair competition among participants with different abilities.
- Classifications can be based on factors such as age, ability level, and functional capacity.

3. Support and Accommodations:

- Provide support and accommodations to ensure that all participants can compete effectively.
- Examples include providing interpreters, offering one-on-one coaching, and using adaptive equipment.

4. Inclusive Awards and Recognition:

- Recognize and celebrate the achievements of all participants, regardless of their abilities.
- Use inclusive awards and recognition to promote a sense of accomplishment and motivation.

Example of an Inclusive Competition Format

Inclusive Track and Field Meet:

Background: A local track and field club wants to organize an inclusive meet that caters to participants with diverse abilities.

Competition Format:

- **Adaptive Rules:** The club adapts rules to accommodate participants with different abilities, such as allowing additional time for events and using adaptive equipment.
- **Classification Systems:** The meet uses a classification system based on ability level to ensure fair competition.
- **Support and Accommodations:** The club provides one-on-one coaching, interpreters, and sensory-friendly practices for neurodivergent athletes.
- **Inclusive Awards:** The club recognizes and celebrates the achievements of all participants, using inclusive awards and recognition to promote a sense of accomplishment.

Monitoring and Evaluation: The club regularly seeks feedback from participants and makes adjustments to improve the competition format. They conduct evaluations to assess the impact of the meet and identify areas for further improvement.

6.7 Monitoring and Evaluation

Monitoring and evaluation are essential for assessing the effectiveness of inclusive sports programs and identifying areas for improvement. This involves collecting data, seeking feedback, and making adjustments based on the findings.

Key Strategies for Monitoring and Evaluation

1. Collecting Data:

- Collect data on participation, satisfaction, and outcomes to assess the impact of the program.
- Use a variety of methods, such as surveys, interviews, and observations.

2. Seeking Feedback:

- Regularly seek feedback from participants, families, and stakeholders to understand their experiences and needs.
- Use feedback to make adjustments and improve the program.

3. Conducting Evaluations:

- Conduct regular evaluations to assess the effectiveness of the program and identify areas for improvement.
- Use evaluation tools and frameworks to guide the process.

4. Making Adjustments:

- Use the findings from monitoring and evaluation to make adjustments and improvements to the program.
- Be flexible and responsive to the needs and feedback of participants.

Example of a Monitoring and Evaluation Plan

Inclusive Sports Program Monitoring and Evaluation Plan:

Objective: To assess the effectiveness of an inclusive sports program and identify areas for improvement.

Data Collection:

- **Participation Data:** Track the number of participants, attendance, and engagement in activities.
- **Satisfaction Surveys:** Conduct surveys to gather feedback on participants' experiences and satisfaction with the program.
- **Outcome Measures:** Assess outcomes such as skill development, confidence, and social interactions.

Feedback:

- **Focus Groups:** Conduct focus groups with participants and families to gather in-depth feedback.
- **Individual Consultations:** Offer individual consultations to understand participants' needs and experiences.

Evaluation:

- **Formative Evaluation:** Conduct ongoing evaluations to assess the program's implementation and make adjustments as needed.
- **Summative Evaluation:** Conduct a comprehensive evaluation at the end of the program to assess its overall impact and effectiveness.

Adjustments:

- Use the findings from monitoring and evaluation to make adjustments and improvements to the program.
- Communicate changes and improvements to participants and stakeholders.

6.8 Case Studies and Best Practices

Examining successful initiatives and programs that have designed inclusive sports programs can provide valuable insights and inspiration.

Case Study 1: Inclusive Soccer Program

A local soccer club implemented an inclusive soccer program designed to support neurodivergent athletes. The program included sensory-friendly practices, individualized coaching, and a focus on building confidence and skills.

Key Initiatives:

- Sensory-friendly environment with reduced noise levels and visual aids.
- Individualized coaching plans tailored to each athlete's needs and goals.
- Positive reinforcement and encouragement to build self-confidence.

Impact:

- Increased participation and enjoyment of soccer among neurodivergent athletes.
- Improved motor skills, confidence, and social interaction.

Case Study 2: Adaptive Swimming Program

A community swimming program introduced adaptive techniques and specialized training for athletes with physical disabilities. The program included individualized coaching, accessible facilities, and a focus on inclusion and support.

Key Initiatives:

- Adapted swimming techniques and equipment for athletes with mobility impairments.
- Individualized coaching plans and one-on-one support.
- Accessible facilities with ramps, lifts, and adapted changing areas.

Impact:

- Increased participation and enjoyment of swimming among athletes with physical disabilities.
- Enhanced swimming skills, confidence, and independence.

Best Practices

1. Comprehensive Support Systems:

- Develop comprehensive support systems that address the physical, psychological, and social needs of participants.
- Provide access to a range of services, including medical care, counseling, and peer support.

2. Inclusive Program Design:

- Design sports programs that are inclusive and cater to the needs of diverse participants.
- Offer a variety of sports and activities to appeal to different interests and abilities.

3. Collaboration and Partnerships:

- Collaborate with other organizations, including schools, community groups, and sports federations, to promote inclusivity.
- Partner with sponsors and media outlets to increase the visibility and support of inclusive sports programs.

4. Data Collection and Monitoring:

- Collect and analyze data on participation and outcomes to identify gaps and areas for improvement.
- Use data to inform decision-making and policy development.

6.9 Practical Tools and Resources

To effectively design and implement inclusive sports programs, it is essential to have access to practical tools and resources. Here are some resources that can help:

Toolkits and Guides

1. Inclusive Program Design Toolkits:

- Toolkits and guides on creating inclusive sports programs.
- Resources for program planners and administrators on adaptive techniques and inclusive practices.

2. Accessibility Guides:

- Guidelines for designing and adapting facilities to be accessible to individuals with disabilities.
- Tips and strategies for improving accessibility in existing facilities.

Training Programs

1. Inclusivity Training for Staff:

- Training programs on diversity, equity, and inclusion for staff members.
- Workshops and seminars on adaptive coaching techniques and inclusive practices.

2. Online Courses and Webinars:

- Online courses and webinars on inclusive program design and implementation.
- Access to training materials, videos, and interactive modules.

Funding and Grants

1. Scholarships and Grants for Inclusive Programs:

- Information on scholarships, grants, and funding opportunities for inclusive sports programs.
- Resources for identifying and applying for financial support.

2. Funding for Accessible Facilities:

- Grants and funding opportunities for organizations to improve the accessibility of their facilities.
- Resources for creating and sustaining inclusive initiatives.

Support Networks

1. Advocacy and Support Organizations:

- Networks and organizations that provide support and advocacy for diversity and inclusion in sports.
- Mentorship programs and peer support groups for program planners and administrators.

2. Parent and Family Support Groups:

- Support groups for parents and families of diverse participants.
- Resources and guidance on supporting diverse individuals in sports.

Conclusion

Designing inclusive sports programs requires a comprehensive approach that involves understanding participant needs, creating accessible facilities, and implementing practices that promote inclusivity. By adhering to principles of equity, accessibility, flexibility, respect, and empowerment, sports organizations can create environments where everyone can participate, thrive, and benefit from sports activities.


This module provides a detailed framework for understanding and implementing inclusive program design, offering practical strategies and resources to promote inclusivity. By embracing these strategies, sports organizations and communities can make significant strides towards a more inclusive and equitable future in sports.

References

To further your understanding of designing inclusive sports programs, here are some recommended readings and resources:

1. [National Center on Health, Physical Activity and Disability \(NCHPAD\)](#)
2. [Inclusive Fitness Initiative](#)
3. [Special Olympics](#)
4. United States Olympic & Paralympic Committee (USOPC)
5. [Disability Sport Wales](#)

By utilizing these resources and the strategies outlined in this module, you can contribute to creating a more inclusive and supportive sports environment for all participants.



Module 7

Community Engagement and Outreach

Objective

To engage communities in supporting inclusive sports programs by understanding the importance of community involvement, implementing effective outreach strategies, and building partnerships with local organizations to promote inclusivity in sports.

Introduction

Community engagement and outreach are vital for the success of inclusive sports programs. Engaging the community helps to raise awareness, garner support, and create a network of resources that can enhance the inclusivity and impact of sports programs. This module provides a comprehensive guide to engaging communities in support of inclusive sports, including strategies for outreach, building partnerships, and fostering a sense of community.

7.1 Importance of Community Engagement

Benefits of Community Engagement

Engaging the community in inclusive sports programs offers numerous benefits for individuals, organizations, and the community as a whole.

1. Increased Awareness and Support:

- Community engagement raises awareness about the importance of inclusivity in sports and garners support for programs.
- It helps to educate the community about the needs and benefits of inclusive sports.

2. Enhanced Resources and Opportunities:

- Engaging the community can provide access to additional resources, such as funding, volunteers, and facilities.
- It creates opportunities for collaboration and partnerships that can enhance the program's impact.

3. Improved Participant Experience:

- Community involvement fosters a sense of belonging and support among participants.
- It creates a supportive network that enhances the overall experience of participants.

4. Stronger Community Bonds:

- Inclusive sports programs promote social cohesion and build stronger community bonds.
- They provide a platform for individuals from diverse backgrounds to come together and share experiences.

5. Sustainable Programs:

- Community support is crucial for the sustainability of inclusive sports programs.
- Engaged communities are more likely to continue supporting and advocating for inclusive initiatives.

7.2 Strategies for Community Outreach

Effective community outreach involves understanding the community's needs, developing targeted strategies, and using various methods to engage and involve community members.

Understanding the Community

1. Community Assessment:

- Conduct a community assessment to understand the demographics, needs, and interests of the community.
- Gather information through surveys, focus groups, and community meetings.

2. Identifying Key Stakeholders:

- Identify key stakeholders in the community, such as local organizations, schools, businesses, and community leaders.
- Engage stakeholders in discussions about inclusive sports and seek their support and input.

3. Building Relationships:

- Build relationships with community members and stakeholders to foster trust and collaboration.
- Establish regular communication and involve them in planning and decision-making processes.

Developing Outreach Strategies

1. Setting Clear Goals:

- Define clear goals for community outreach, such as increasing participation, raising awareness, or securing funding.
- Ensure that goals are specific, measurable, attainable, relevant, and time-bound (SMART).

2. Creating a Community Outreach Plan:

- Develop a comprehensive community outreach plan that outlines the strategies and methods to engage the community.
- Include timelines, responsibilities, and resources needed for implementation.

3. Using Multiple Channels:

- Use multiple channels to reach different segments of the community, such as social media, newsletters, flyers, and community events.
- Tailor messages to the specific needs and interests of different groups.

4. Involving Community Members:

- Involve community members in the outreach process by encouraging them to share information and advocate for the program.
- Provide opportunities for community members to volunteer and participate in events.

5. Measuring Success:

- Establish metrics to measure the success of community outreach efforts, such as participation rates, engagement levels, and feedback from community members.
- Use data to evaluate the effectiveness of strategies and make adjustments as needed.

7.3 Building Partnerships with Local Organizations

Building partnerships with local organizations is essential for creating a supportive network that can enhance the impact of inclusive sports programs. These partnerships can provide access to additional resources, expertise, and support.

Identifying Potential Partners

1. Schools and Educational Institutions:

- Partner with local schools, colleges, and universities to promote inclusive sports programs.
- Engage with physical education departments, student organizations, and special education programs.

2. Community Organizations:

- Collaborate with community organizations, such as youth groups, disability advocacy groups, and cultural associations.
- Identify organizations that share similar goals and values related to inclusivity and sports.

3. Local Businesses:

- Engage with local businesses to seek sponsorships, donations, and in-kind support.
- Develop mutually beneficial partnerships that promote community involvement and corporate social responsibility.

4. Healthcare Providers:

- Partner with healthcare providers, such as hospitals, clinics, and therapy centers, to support the health and well-being of participants.
- Engage with professionals who can provide expertise and resources related to adaptive sports and accessibility.

5. Government Agencies:

- Collaborate with local government agencies, such as parks and recreation departments, to access facilities and support for inclusive sports programs.
- Seek grants and funding opportunities from government sources.

Developing and Maintaining Partnerships

1. Establishing Shared Goals:

- Identify shared goals and objectives with partner organizations to ensure alignment and collaboration.
- Develop a clear understanding of each partner's role and responsibilities.

2. Creating Partnership Agreements:

- Formalize partnerships with written agreements that outline the terms, expectations, and contributions of each partner.
- Include details about communication, decision-making processes, and evaluation methods.

3. Regular Communication:

- Maintain regular communication with partners to discuss progress, challenges, and opportunities for collaboration.
- Use meetings, emails, and reports to keep partners informed and engaged.

4. Celebrating Successes:

- Recognize and celebrate the contributions and successes of partners to foster positive relationships and continued support.
- Use events, awards, and public acknowledgments to highlight the impact of partnerships.

5. Evaluating Partnerships:

- Regularly evaluate the effectiveness of partnerships to ensure that they are meeting goals and providing value.
- Use feedback from partners to make improvements and strengthen collaboration.

7.4 Engaging Volunteers

Volunteers play a crucial role in the success of inclusive sports programs. Engaging volunteers involves recruiting, training, and supporting individuals who are passionate about promoting inclusivity in sports.

Recruiting Volunteers

1. Identifying Volunteer Needs:

- Determine the specific roles and responsibilities that volunteers will have in the program.
- Identify the skills, experience, and qualities needed for each role.

2. Creating Volunteer Opportunities:

- Develop a variety of volunteer opportunities that cater to different interests and availability.
- Include roles such as coaching, event planning, fundraising, and administrative support.

3. Promoting Volunteer Opportunities:

- Use multiple channels to promote volunteer opportunities, such as social media, community events, and local media.
- Partner with schools, community organizations, and businesses to reach potential volunteers.

4. Application and Screening Process:

- Implement an application and screening process to ensure that volunteers are suitable for the roles they will be filling.
- Include background checks, interviews, and reference checks as needed.

Training and Supporting Volunteers

1. Providing Orientation and Training:

- Offer orientation and training sessions to familiarize volunteers with the program, their roles, and expectations.
- Provide training on inclusivity, adaptive techniques, and communication skills.

2. Ongoing Support and Development:

- Provide ongoing support and development opportunities for volunteers to enhance their skills and knowledge.
- Offer regular check-ins, feedback, and additional training sessions.

3. Recognizing and Rewarding Volunteers:

- Recognize and reward the contributions of volunteers to show appreciation and encourage continued involvement.
- Use awards, certificates, and public acknowledgments to highlight their impact.

4. Creating a Volunteer Community:

- Foster a sense of community among volunteers by organizing social events and team-building activities.
- Encourage volunteers to support and mentor each other.

7.5 Engaging Families and Caregivers

Families and caregivers play a vital role in supporting participants in inclusive sports programs. Engaging families and caregivers involves providing information, resources, and opportunities for involvement.

Providing Information and Resources

1. Information Sessions:

- Organize information sessions to educate families and caregivers about the program, its benefits, and how they can support participants.
- Provide details about schedules, activities, and expectations.

2. Resource Guides:

- Develop resource guides that offer information about adaptive sports, accessibility, and support services.
- Include tips for families and caregivers on how to encourage and support participation.

3. Communication Channels:

- Establish clear communication channels to keep families and caregivers informed and engaged.
- Use newsletters, emails, and social media to share updates and information.

Encouraging Family Involvement

1. Family Participation:

- Encourage families and caregivers to participate in program activities and events.
- Offer family-friendly activities that promote inclusion and enjoyment for all members.

2. Volunteer Opportunities:

- Provide volunteer opportunities for families and caregivers to get involved in the program.
- Include roles such as assisting with events, coaching, and providing administrative support.

3. Support Networks:

- Create support networks for families and caregivers to connect, share experiences, and offer mutual support.
- Organize support groups, workshops, and social events.

4. Celebrating Achievements:

- Recognize and celebrate the achievements of participants with their families and caregivers.
- Use awards, ceremonies, and public acknowledgments to highlight their accomplishments.

7.6 Promoting Inclusive Sports Programs

Promoting inclusive sports programs involves raising awareness, attracting participants, and building a positive reputation in the community. Effective promotion strategies include using various channels, creating compelling messages, and engaging the media.

Developing a Promotion Plan

1. Defining Target Audiences:

- Identify the target audiences for the program, such as potential participants, families, volunteers, and sponsors.
- Tailor promotional messages to the specific interests and needs of each audience.

2. Creating Compelling Messages:

- Develop compelling messages that highlight the benefits and impact of the program.
- Use stories, testimonials, and visuals to create an emotional connection with the audience.

3. Using Multiple Channels:

- Use a variety of channels to reach different audiences, such as social media, newsletters, websites, and local media.
- Ensure that promotional materials are accessible and inclusive.

4. Engaging the Media:

- Build relationships with local media to gain coverage and support for the program.
- Use press releases, media kits, and interviews to share information and stories about the program.

Promotional Strategies

1. Social Media Campaigns:

- Use social media platforms to promote the program, share updates, and engage with the community.
- Create content that is visually appealing, informative, and shareable.

2. Community Events:

- Participate in community events, such as fairs, festivals, and open houses, to promote the program and engage with potential participants.
- Use interactive displays, demonstrations, and activities to attract attention and interest.

3. Partnerships and Collaborations:

- Partner with local organizations, businesses, and schools to promote the program and reach a wider audience.
- Use joint marketing efforts, such as co-branded materials and shared events.

4. Word of Mouth:

- Encourage participants, families, and volunteers to share their positive experiences with others.
- Use testimonials, reviews, and referrals to build credibility and attract new participants.

5. Public Speaking and Presentations:

- Use public speaking and presentations to promote the program and raise awareness about inclusivity in sports.
- Present at local community meetings, schools, and events.

7.7 Evaluating Community Engagement Efforts

Evaluating community engagement efforts is essential for understanding their impact and identifying areas for improvement. This involves collecting data, seeking feedback, and using evaluation tools to assess the effectiveness of strategies.

Key Evaluation Strategies

1. Collecting Data:

- Collect data on participation, engagement, and outcomes to assess the impact of community engagement efforts.
- Use methods such as surveys, interviews, and attendance records.

2. Seeking Feedback:

- Regularly seek feedback from community members, participants, and stakeholders to understand their experiences and needs.
- Use feedback to identify strengths and areas for improvement.

3. Using Evaluation Tools:

- Use evaluation tools and frameworks to guide the evaluation process.
- Examples include logic models, SWOT analysis, and performance metrics.

4. Analyzing Results:

- Analyze the results of the evaluation to identify trends, successes, and challenges.
- Use data to make informed decisions and improve community engagement strategies.

Example of an Evaluation Plan

Community Engagement Evaluation Plan:

Objective: To evaluate the effectiveness of community engagement efforts and identify areas for improvement.

Data Collection:

- **Participation Data:** Track the number of community members engaged, attendance at events, and volunteer involvement.
- **Surveys:** Conduct surveys to gather feedback on community members' experiences and satisfaction with engagement efforts.
- **Interviews:** Conduct interviews with key stakeholders to gain in-depth insights into their perspectives and needs.

Feedback:

- **Focus Groups:** Organize focus groups with community members to discuss their experiences and suggestions for improvement.
- **Feedback Forms:** Provide feedback forms at events and activities to gather immediate input from participants.

Evaluation Tools:

- **Logic Model:** Use a logic model to map out the inputs, activities, outputs, and outcomes of community engagement efforts.
- **SWOT Analysis:** Conduct a SWOT analysis to identify strengths, weaknesses, opportunities, and threats related to community engagement.

Analysis and Reporting:

- Analyze the data and feedback to identify trends and key findings.
- Prepare a report summarizing the results and recommendations for improvement.
- Share the report with stakeholders and use it to inform future community engagement strategies.

7.8 Case Studies and Best Practices

Examining successful initiatives and programs that have effectively engaged communities in support of inclusive sports can provide valuable insights and inspiration.

Case Study 1: Inclusive Sports Festival

A local community organization organized an inclusive sports festival to promote awareness and support for inclusive sports programs. The festival included a variety of adaptive sports activities, informational booths, and opportunities for community members to get involved.

Key Initiatives:

- **Variety of Activities:** The festival offered a range of adaptive sports activities, such as wheelchair basketball, sitting volleyball, and inclusive dance.
- **Informational Booths:** The event featured informational booths from local organizations, providing resources and support for participants and families.
- **Volunteer Involvement:** Community members were encouraged to volunteer and assist with the event, fostering a sense of community and support.

Impact:

- Increased awareness and support for inclusive sports programs.
- Enhanced community engagement and involvement in inclusive sports activities.

Case Study 2: Community Partnership Program

A local sports club developed a community partnership program to engage local organizations, businesses, and schools in support of their inclusive sports initiatives. The program included joint events, sponsorships, and collaborative projects.

Key Initiatives:

- **Joint Events:** The club organized joint events with local organizations, such as inclusive sports days and community fairs.
- **Sponsorships:** Local businesses provided sponsorships and in-kind support for the club's inclusive sports programs.
- **Collaborative Projects:** The club partnered with schools to offer inclusive physical education programs and adaptive sports clinics.

Impact:

- Increased resources and support for inclusive sports programs.
- Strengthened relationships and collaboration with community partners.

Best Practices

1. Comprehensive Community Engagement Plans:

- Develop comprehensive community engagement plans that outline goals, strategies, and methods for engaging the community.
- Include timelines, responsibilities, and evaluation methods.

2. Inclusive and Accessible Events:

- Organize events and activities that are inclusive and accessible to all community members.
- Use adaptive equipment, sensory-friendly practices, and accommodations to ensure participation for everyone.

3. Strong Communication and Collaboration:

- Maintain strong communication and collaboration with community members and stakeholders.
- Use regular updates, meetings, and feedback channels to keep everyone informed and engaged.

4. Recognition and Celebration:

- Recognize and celebrate the contributions and achievements of community members and partners.
- Use awards, ceremonies, and public acknowledgments to highlight their impact.

5. Continuous Improvement:

- Regularly evaluate community engagement efforts and use feedback to make improvements.
- Be flexible and responsive to the needs and suggestions of the community.

7.9 Practical Tools and Resources

To effectively engage the community in support of inclusive sports programs, it is essential to have access to practical tools and resources. Here are some resources that can help:

Toolkits and Guides

1. Community Engagement Toolkits:

- Toolkits and guides on engaging the community in support of inclusive sports programs.
- Resources for developing outreach strategies, building partnerships, and engaging volunteers.

2. Event Planning Guides:

- Guidelines for planning and organizing inclusive and accessible community events.
- Tips and strategies for promoting events and engaging participants.

Training Programs

1. Community Engagement Training:

- Training programs on community engagement, outreach, and partnership building.
- Workshops and seminars on effective communication, volunteer management, and event planning.

2. Online Courses and Webinars:

- Online courses and webinars on community engagement and outreach for inclusive sports programs.
- Access to training materials, videos, and interactive modules.

Funding and Grants

1. Grants for Community Engagement:

- Information on grants and funding opportunities for community engagement and outreach initiatives.
- Resources for identifying and applying for financial support.

2. Sponsorship Opportunities:

- Resources for securing sponsorships from local businesses and organizations.
- Tips for developing sponsorship proposals and building mutually beneficial partnerships.

Support Networks

1. Community Engagement Networks:

- Networks and organizations that provide support and advocacy for community engagement in sports.
- Mentorship programs and peer support groups for community engagement professionals.

2. Volunteer Support Groups:

- Support groups for volunteers to connect, share experiences, and offer mutual support.
- Resources and guidance on volunteer management and development.

Conclusion

Community engagement and outreach are essential for the success of inclusive sports programs. By understanding the importance of community involvement, implementing effective outreach strategies, and building partnerships with local organizations, sports programs can create a supportive network that enhances inclusivity and impact.


This module provides a comprehensive framework for engaging communities in support of inclusive sports programs, offering practical strategies and resources to promote inclusivity. By embracing these strategies, sports organizations and communities can make significant strides towards a more inclusive and equitable future in sports.

References

To further your understanding of community engagement and outreach for inclusive sports programs, here are some recommended readings and resources:

1. [National Center on Health, Physical Activity and Disability \(NCHPAD\)](#)
2. [Inclusive Fitness Initiative](#)
3. [Special Olympics](#)
4. United States Olympic & Paralympic Committee (USOPC)
5. Community Tool Box

By utilizing these resources and the strategies outlined in this module, you can contribute to creating a more inclusive and supportive community for inclusive sports programs.



Module 8

Policy and Advocacy for Inclusivity

Objective

To advocate for policies that support inclusive sports environments by understanding relevant laws and regulations, developing advocacy strategies, and building a culture of inclusivity within sports organizations and the broader community.

Introduction

Advocacy and policy development are crucial for creating and sustaining inclusive sports environments. Effective policies provide a framework for ensuring equity, accessibility, and respect for all participants. Advocacy efforts raise awareness, influence decision-makers, and drive systemic change. This module provides a comprehensive guide to understanding relevant laws and regulations, developing advocacy strategies, and building a culture of inclusivity within sports organizations and the broader community.

8.1 Understanding Relevant Laws and Regulations

Key Legislation for Inclusivity in Sports

1. Americans with Disabilities Act (ADA):

- The ADA is a comprehensive civil rights law that prohibits discrimination against individuals with disabilities in all areas of public life, including sports.
- It mandates reasonable accommodations and accessibility in sports facilities and programs.

2. Individuals with Disabilities Education Act (IDEA):

- IDEA ensures that children with disabilities have the right to a free and appropriate public education, including physical education and sports.
- Schools must provide necessary accommodations and support to enable participation in sports.

3. Rehabilitation Act of 1973 (Section 504):

- Section 504 prohibits discrimination based on disability in programs and activities receiving federal financial assistance.
- It applies to schools, colleges, and universities, ensuring that sports programs are accessible to students with disabilities.

4. Title IX of the Education Amendments of 1972:

- Title IX prohibits sex-based discrimination in any educational program or activity receiving federal financial assistance.
- It ensures that girls and women have equal opportunities to participate in sports.

5. Amateur Sports Act of 1978:

- The Amateur Sports Act established the United States Olympic & Paralympic Committee (USOPC) and mandates that Olympic and Paralympic sports programs provide equal opportunities for athletes with disabilities.

International Policies and Agreements

1. United Nations Convention on the Rights of Persons with Disabilities (CRPD):

- The CRPD is an international treaty that promotes and protects the rights of persons with disabilities.
- Article 30 specifically addresses the right to participate in cultural life, recreation, leisure, and sports.

2. International Paralympic Committee (IPC) Policies:

- The IPC has policies and guidelines that promote the inclusion of athletes with disabilities in sports.
- It sets standards for accessibility, classification, and competition.

3. UNESCO International Charter of Physical Education, Physical Activity and Sport:

- The UNESCO Charter recognizes physical education, physical activity, and sport as fundamental rights for all.
- It emphasizes the importance of inclusivity and equal opportunities in sports.

8.2 Developing Inclusive Policies

Inclusive policies provide a framework for creating sports environments that are equitable, accessible, and respectful of all participants. These policies should address various aspects of sports participation, from recruitment to competition.

Key Components of Inclusive Policies

1. Recruitment and Participation:

- Ensure that recruitment processes are free from bias and actively promote diversity.
- Provide opportunities for all individuals to participate, regardless of their background or abilities.

2. Facilities and Equipment:

- Ensure that facilities and equipment are accessible to all participants.
- Provide adaptive equipment and make necessary modifications to meet the needs of individuals with disabilities.

3. Coaching and Training:

- Train coaches on inclusive practices and how to support diverse athletes.
- Encourage the use of inclusive coaching techniques that cater to different needs and abilities.

4. Competition and Events:

- Design competitions and events that are inclusive and accessible to all.
- Ensure that rules and regulations do not unfairly disadvantage any group.

5. Safety and Well-being:

- Implement policies to ensure the safety and well-being of all participants.
- Address issues such as harassment, bullying, and discrimination.

Developing and Implementing Policies

1. Conducting a Needs Assessment:

- Conduct a needs assessment to identify gaps and areas for improvement in current policies.
- Gather input from athletes, coaches, families, and other stakeholders.

2. Involving Stakeholders:

- Involve diverse stakeholders in the policy development process.
- Ensure that the voices of underrepresented groups are heard and considered.

3. Drafting Policies:

- Draft clear and comprehensive policies that address the identified needs and gaps.
- Use inclusive language and ensure that policies are easy to understand.

4. Implementing Policies:

- Develop an implementation plan that outlines the steps and resources needed to put policies into practice.
- Provide training and support for staff and stakeholders to ensure successful implementation.

5. Monitoring and Evaluating Policies:

- Regularly monitor and evaluate the effectiveness of policies.
- Use feedback and data to make necessary adjustments and improvements.

8.3 Advocacy Strategies for Inclusivity

Advocacy involves raising awareness, influencing decision-makers, and driving systemic change to promote inclusivity in sports. Effective advocacy strategies can help to create a supportive environment for inclusive policies and practices.

Key Advocacy Strategies

1. Raising Awareness:

- Conduct awareness campaigns to educate the public and stakeholders about the importance of inclusivity in sports.
- Use various channels, such as social media, newsletters, and community events, to reach a wide audience.

2. Building Coalitions:

- Build coalitions with other organizations, advocacy groups, and community members to amplify advocacy efforts.
- Collaborate on initiatives and campaigns to promote inclusivity.

3. Engaging Decision-Makers:

- Engage with decision-makers, such as policymakers, sports governing bodies, and educational institutions, to advocate for inclusive policies.
- Use meetings, letters, and presentations to present evidence and make the case for inclusivity.

4. Storytelling:

- Use storytelling to highlight the experiences and achievements of individuals who have benefited from inclusive sports programs.
- Share personal stories and testimonials to create an emotional connection and build support.

5. Research and Evidence:

- Conduct research and gather evidence to support advocacy efforts.
- Use data and research findings to demonstrate the benefits and impact of inclusive sports programs.

6. Media Engagement:

- Engage with the media to raise awareness and generate support for inclusive sports initiatives.
- Use press releases, interviews, and opinion pieces to share information and stories.

Developing an Advocacy Plan

1. Defining Goals:

- Define clear and specific goals for advocacy efforts, such as securing funding, influencing policy changes, or raising awareness.
- Ensure that goals are aligned with the broader mission of promoting inclusivity in sports.

2. Identifying Target Audiences:

- Identify the target audiences for advocacy efforts, such as policymakers, sports organizations, and the general public.
- Tailor messages and strategies to the specific interests and needs of each audience.

3. Crafting Messages:

- Craft compelling messages that highlight the importance and benefits of inclusivity in sports.
- Use evidence, stories, and testimonials to support messages and create an emotional connection.

4. Selecting Advocacy Methods:

- Select a range of advocacy methods, such as meetings, events, campaigns, and media engagement, to reach target audiences.
- Use a combination of direct and indirect methods to maximize impact.

5. Implementing the Plan:

- Implement the advocacy plan by carrying out the selected methods and activities.
- Monitor progress and make adjustments as needed to stay on track and achieve goals.

6. Evaluating Advocacy Efforts:

- Regularly evaluate the effectiveness of advocacy efforts.
- Use feedback and data to assess the impact and make necessary adjustments.

8.4 Building a Culture of Inclusivity

Building a culture of inclusivity within sports organizations and the broader community involves promoting values, behaviors, and practices that support diversity and equity.

Key Strategies for Building a Culture of Inclusivity

1. Leadership Commitment:

- Ensure that leaders at all levels are committed to promoting inclusivity and lead by example.
- Hold leaders accountable for creating and sustaining an inclusive environment.

2. Inclusive Policies and Practices:

- Develop and implement inclusive policies and practices that promote equity and accessibility.
- Regularly review and update policies to ensure they remain effective and relevant.

3. Education and Training:

- Provide education and training on diversity, equity, and inclusion for all staff, coaches, and participants.
- Include topics such as understanding disabilities, cultural competency, and inclusive communication.

4. Celebrating Diversity:

- Celebrate and acknowledge the diversity within the organization and community.
- Organize events and activities that promote cultural exchange and understanding.

5. Inclusive Communication:

- Use inclusive language and imagery in all communications.
- Ensure that information is accessible to all participants, including those with disabilities.

6. Addressing Bias and Discrimination:

- Implement policies and procedures to address bias, discrimination, and harassment.
- Provide support and resources for individuals who experience or witness discrimination.

Fostering Inclusivity in Sports Organizations

1. Creating Inclusive Spaces:

- Design facilities and spaces that are accessible and welcoming to all participants.
- Use signage, artwork, and décor that reflect diversity and inclusivity.

2. Promoting Participation:

- Encourage participation by creating a welcoming and supportive environment.
- Use positive reinforcement and celebrate achievements to boost confidence and motivation.

3. Building Community:

- Foster a sense of community among participants by organizing social events and team-building activities.
- Encourage participants to support and encourage each other.

4. Providing Resources and Support:

- Provide resources and support for participants, such as access to counseling, mentorship, and peer support.
- Ensure that participants know where to find help and support when needed.

8.5 Case Studies and Best Practices

Examining successful initiatives and programs that have effectively advocated for inclusivity and developed inclusive policies can provide valuable insights and inspiration.

Case Study 1: Title IX and Gender Equity in Sports

Background: Title IX of the Education Amendments of 1972 is a landmark federal law that prohibits sex-based discrimination in any educational program or activity receiving federal financial assistance. Title IX has had a profound impact on gender equity in sports.

Key Initiatives:

- Schools and universities were required to provide equal opportunities for girls and women to participate in sports.
- Funding, facilities, and resources were allocated to support female athletes and sports programs.

Impact:

- Significant increase in female participation in high school and collegiate sports.
- Improved facilities, funding, and support for women's sports programs.
- Greater visibility and recognition of female athletes.

Case Study 2: Special Olympics and Unified Sports

Background: Special Olympics is an international organization that provides year-round sports training and competition for children and adults with intellectual disabilities. Unified Sports is a Special Olympics program that brings together athletes with and without intellectual disabilities to train and compete on the same teams.

Key Initiatives:

- Unified Sports events and competitions are held at local, national, and international levels.
- The program provides training and resources for coaches, athletes, and families.

Impact:

- Increased social integration and mutual understanding among athletes.
- Enhanced self-esteem, confidence, and physical fitness for athletes with intellectual disabilities.
- Promotion of inclusivity and respect within the broader community.

Case Study 3: International Paralympic Committee (IPC)

Background: The International Paralympic Committee (IPC) is the global governing body of the Paralympic Movement, which includes the Paralympic Games. The IPC promotes inclusivity and accessibility in sports for athletes with disabilities.

Key Initiatives:

- The IPC sets standards for accessibility, classification, and competition in Paralympic sports.
- The Paralympic Games showcase the talents and abilities of athletes with disabilities on an international stage.

Impact:

- Increased visibility and recognition of athletes with disabilities.
- Enhanced accessibility and support for athletes with disabilities at all levels of sports.
- Promotion of inclusivity and respect within the global sports community.

Best Practices

1. Comprehensive Policy Development:

- Develop comprehensive policies that address all aspects of inclusivity, from recruitment to competition.
- Ensure that policies are clear, inclusive, and regularly reviewed.

2. Effective Advocacy Strategies:

- Use a combination of awareness campaigns, coalition building, and engagement with decision-makers to advocate for inclusivity.
- Use storytelling and evidence to create compelling messages and build support.

3. Leadership Commitment:

- Ensure that leaders are committed to promoting inclusivity and hold them accountable for creating a supportive environment.
- Provide education and training for leaders on diversity, equity, and inclusion.

4. Celebrating Diversity:

- Celebrate and acknowledge the diversity within the organization and community.
- Organize events and activities that promote cultural exchange and understanding.

5. Continuous Improvement:

- Regularly evaluate policies and advocacy efforts to ensure they remain effective and relevant.
- Use feedback and data to make necessary adjustments and improvements.

8.6 Practical Tools and Resources

To effectively advocate for inclusivity and develop inclusive policies, it is essential to have access to practical tools and resources. Here are some resources that can help:

Toolkits and Guides

1. Policy Development Toolkits:

- Toolkits and guides on developing and implementing inclusive policies.
- Resources for conducting needs assessments, drafting policies, and involving stakeholders.

2. Advocacy Toolkits:

- Toolkits and guides on advocacy strategies for promoting inclusivity in sports.
- Resources for raising awareness, engaging decision-makers, and building coalitions.

Training Programs

1. Diversity and Inclusion Training:

- Training programs on diversity, equity, and inclusion for staff, coaches, and participants.
- Workshops and seminars on understanding disabilities, cultural competency, and inclusive communication.

2. Online Courses and Webinars:

- Online courses and webinars on policy development and advocacy for inclusivity.
- Access to training materials, videos, and interactive modules.

Funding and Grants

1. Grants for Inclusive Sports Programs:

- Information on grants and funding opportunities for inclusive sports programs.
- Resources for identifying and applying for financial support.

2. Sponsorship Opportunities:

- Resources for securing sponsorships from local businesses and organizations.
- Tips for developing sponsorship proposals and building mutually beneficial partnerships.

Support Networks

1. Advocacy Networks:

- Networks and organizations that provide support and advocacy for inclusivity in sports.
- Mentorship programs and peer support groups for advocates and policymakers.

2. Policy Support Groups:

- Support groups for individuals involved in policy development and advocacy.
- Resources and guidance on effective policy-making and advocacy strategies.

Conclusion

Policy development and advocacy are essential for creating and sustaining inclusive sports environments. By understanding relevant laws and regulations, developing inclusive policies, and implementing effective advocacy strategies, sports organizations can promote equity, accessibility, and respect for all participants.

This module provides a comprehensive framework for understanding and implementing policy development and advocacy for inclusivity in sports, offering practical strategies and resources to support these efforts. By embracing these strategies, sports organizations and communities can make significant strides towards a more inclusive and equitable future in sports.

References

To further your understanding of policy development and advocacy for inclusivity in sports, here are some recommended readings and resources:

1. [Americans with Disabilities Act \(ADA\)](#)
2. Individuals with Disabilities Education Act (IDEA)
3. Title IX of the Education Amendments of 1972
4. [International Paralympic Committee \(IPC\)](#)
5. [Special Olympics](#)
6. [United Nations Convention on the Rights of Persons with Disabilities \(CRPD\)](#)
7. [UNESCO International Charter of Physical Education, Physical Activity and Sport](#)

By utilizing these resources and the strategies outlined in this module, you can contribute to creating a more inclusive and supportive sports environment for all participants.

Module 9

Measuring and Evaluating Inclusivity

Objective

To measure the effectiveness of inclusivity initiatives in sports programs by identifying key performance indicators, implementing data collection methods, and evaluating the impact and outcomes to drive continuous improvement.

Introduction

Measuring and evaluating inclusivity in sports programs is crucial for understanding the effectiveness of initiatives and identifying areas for improvement. It involves setting clear goals, collecting relevant data, and using evaluation frameworks to assess progress and outcomes. This module provides a comprehensive guide to measuring and evaluating inclusivity, focusing on key performance indicators, data collection methods, and practical strategies for continuous improvement.

9.1 Key Performance Indicators (KPIs) for Inclusivity

Key Performance Indicators (KPIs) are essential for tracking the progress and impact of inclusivity initiatives. KPIs should be specific, measurable, attainable, relevant, and time-bound (SMART) to provide clear and actionable insights.

Identifying Key Performance Indicators

1. Participation Rates:

- Track the number of participants in sports programs, with a breakdown by demographics such as gender, disability, and socioeconomic background.
- Measure changes in participation rates over time to assess the impact of inclusivity initiatives.

2. Retention Rates:

- Monitor the retention rates of participants, including how long they stay engaged in the program.
- Identify factors that influence retention, such as program satisfaction, accessibility, and support.

3. Satisfaction Levels:

- Measure the satisfaction levels of participants, families, and stakeholders with the inclusivity of the sports program.
- Use surveys, interviews, and feedback forms to gather insights into their experiences and perceptions.

4. Accessibility Improvements:

- Track improvements in the accessibility of facilities, equipment, and program activities.
- Measure the implementation of accessibility standards and accommodations.

5. Diversity in Leadership:

- Monitor the diversity of leadership within the sports organization, including coaches, administrators, and board members.
- Assess efforts to promote diversity and inclusion in leadership roles.

6. Training and Development:

- Measure the number and effectiveness of training sessions on inclusivity, diversity, and adaptive techniques provided to staff and coaches.
- Evaluate the impact of training on participants' experiences and program outcomes.

7. Inclusive Policies and Practices:

- Assess the development and implementation of inclusive policies and practices within the sports organization.
- Monitor compliance with relevant laws and regulations, such as the ADA and Title IX.

9.2 Data Collection Methods

Effective data collection is essential for measuring and evaluating inclusivity. It involves using a combination of quantitative and qualitative methods to gather comprehensive and accurate information.

Quantitative Data Collection

1. Surveys and Questionnaires:

- Use structured surveys and questionnaires to collect data on participation rates, satisfaction levels, and other KPIs.
- Include closed-ended questions with predefined response options to facilitate analysis.

2. Attendance Records:

- Maintain accurate attendance records to track participation and retention rates.
- Use digital tools and software to streamline data collection and management.

3. Accessibility Audits:

- Conduct accessibility audits to assess the physical accessibility of facilities and equipment.
- Use checklists and standardized tools to evaluate compliance with accessibility standards.

4. Demographic Data:

- Collect demographic data on participants, including age, gender, disability status, and socioeconomic background.
- Use this data to analyze trends and identify gaps in inclusivity.

Qualitative Data Collection

1. Interviews:

- Conduct interviews with participants, families, coaches, and stakeholders to gather in-depth insights into their experiences and perceptions.
- Use open-ended questions to explore their views on inclusivity and areas for improvement.

2. Focus Groups:

- Organize focus groups to facilitate discussions on inclusivity and gather diverse perspectives.
- Use focus groups to explore specific topics, such as accessibility, support services, and program satisfaction.

3. Observations:

- Conduct observations of program activities, interactions, and facilities to assess inclusivity in practice.
- Use observation checklists to systematically record and analyze findings.

4. Feedback Forms:

- Provide feedback forms at events and activities to gather immediate input from participants and families.
- Use feedback forms to identify strengths and areas for improvement in real-time.

9.3 Evaluation Frameworks and Tools

Evaluation frameworks and tools provide a structured approach to measuring and evaluating inclusivity. They help to organize data, analyze findings, and draw meaningful conclusions.

Common Evaluation Frameworks

1. Logic Model:

- A logic model outlines the inputs, activities, outputs, and outcomes of an inclusivity initiative.
- It helps to visualize the relationships between different components and identify areas for measurement and evaluation.

2. Theory of Change:

- A theory of change describes the process through which an inclusivity initiative is expected to lead to desired outcomes.
- It identifies the assumptions, pathways, and indicators that guide the evaluation process.

3. SWOT Analysis:

- SWOT analysis assesses the strengths, weaknesses, opportunities, and threats related to inclusivity initiatives.
- It helps to identify internal and external factors that influence success and areas for improvement.

4. Balanced Scorecard:

- A balanced scorecard measures performance across multiple perspectives, such as financial, customer, internal processes, and learning and growth.
- It provides a holistic view of inclusivity and helps to align initiatives with organizational goals.

Evaluation Tools and Techniques

1. Data Analysis Software:

- Use data analysis software, such as Excel, SPSS, or NVivo, to organize, analyze, and visualize data.
- These tools facilitate the analysis of both quantitative and qualitative data.

2. Benchmarking:

- Benchmarking compares the performance of inclusivity initiatives against industry standards or best practices.
- It helps to identify areas where the program excels or needs improvement.

3. Dashboards:

- Dashboards provide real-time visualizations of key performance indicators and other relevant data.
- They help to monitor progress and communicate findings to stakeholders.

4. Case Studies:

- Case studies provide detailed descriptions and analyses of specific inclusivity initiatives.
- They offer insights into best practices, challenges, and lessons learned.

9.4 Implementing Evaluation and Improvement Processes

Implementing evaluation and improvement processes involves using the findings from data collection and analysis to drive continuous improvement in inclusivity initiatives.

Steps for Implementing Evaluation and Improvement

1. Setting Evaluation Goals:

- Define clear and specific goals for the evaluation process, such as assessing the impact of inclusivity initiatives, identifying areas for improvement, or informing future planning.
- Ensure that evaluation goals align with the overall mission and objectives of the sports program.

2. Developing an Evaluation Plan:

- Develop a comprehensive evaluation plan that outlines the methods, tools, and timelines for data collection and analysis.
- Include details on the roles and responsibilities of staff and stakeholders involved in the evaluation process.

3. Collecting and Analyzing Data:

- Implement data collection methods to gather relevant information on key performance indicators and other evaluation criteria.
- Use data analysis tools and techniques to organize and interpret the data.

4. Reporting Findings:

- Prepare a report that summarizes the evaluation findings, including key insights, trends, and areas for improvement.
- Use visualizations, such as charts and graphs, to present data in an accessible and engaging format.

5. Developing Action Plans:

- Use the evaluation findings to develop action plans for addressing areas for improvement and enhancing inclusivity initiatives.
- Include specific actions, timelines, and responsible parties for each area of improvement.

6. Monitoring Progress:

- Monitor the implementation of action plans to ensure that improvements are being made and goals are being achieved.
- Use dashboards and other tools to track progress and communicate updates to stakeholders.

7. Reviewing and Refining Initiatives:

- Regularly review and refine inclusivity initiatives based on feedback and evaluation findings.
- Be flexible and responsive to changing needs and circumstances.

9.5 Case Studies and Best Practices

Examining successful initiatives and programs that have effectively measured and evaluated inclusivity can provide valuable insights and inspiration.

Case Study 1: Inclusive Sports Program Evaluation

Background: A local community center implemented an inclusive sports program designed to support athletes with disabilities. The center conducted a comprehensive evaluation to assess the program's impact and identify areas for improvement.

Evaluation Methods:

- **Surveys:** Surveys were distributed to participants, families, and coaches to gather feedback on program satisfaction and inclusivity.
- **Focus Groups:** Focus groups were conducted with participants and families to explore their experiences and perceptions in-depth.
- **Accessibility Audits:** Accessibility audits were conducted to assess the physical accessibility of facilities and equipment.

Findings:

- High levels of satisfaction with the inclusivity and support provided by the program.
- Identified areas for improvement in communication and accessibility of certain facilities.
- Positive impact on participants' physical fitness, confidence, and social interactions.

Action Plans:

- Enhanced communication strategies to provide clear and accessible information to participants and families.
- Implemented modifications to improve the accessibility of facilities and equipment.
- Expanded training for coaches on adaptive techniques and inclusive practices.

Case Study 2: University Sports Program Inclusivity Assessment

Background: A university sports program aimed to promote inclusivity for students with diverse backgrounds and abilities. The program conducted an inclusivity assessment to evaluate its effectiveness and identify gaps.

Evaluation Methods:

- **Attendance Records:** Attendance records were analyzed to track participation rates and diversity among participants.
- **Interviews:** Interviews were conducted with students, coaches, and administrators to gather insights into their experiences and perceptions.
- **SWOT Analysis:** A SWOT analysis was conducted to identify strengths, weaknesses, opportunities, and threats related to inclusivity.

Findings:

- High participation rates among female athletes and students with disabilities.
- Identified barriers to participation for international students and students from low-income backgrounds.
- Strengths included a supportive environment and diverse leadership.

Action Plans:

- Developed targeted outreach strategies to engage international students and students from low-income backgrounds.
- Implemented financial assistance programs to reduce cost barriers to participation.
- Continued to promote diversity and inclusivity in leadership roles.

Best Practices

1. Comprehensive Data Collection:

- Use a combination of quantitative and qualitative methods to gather comprehensive and accurate data on inclusivity.
- Regularly update and maintain data collection tools and processes.

2. Stakeholder Involvement:

- Involve diverse stakeholders in the evaluation process to ensure that their perspectives and experiences are considered.
- Use feedback from participants, families, and coaches to inform evaluation and improvement efforts.

3. Transparent Reporting:

- Provide transparent and accessible reports on evaluation findings to stakeholders.
- Use visualizations and summaries to communicate key insights and recommendations.

4. Continuous Improvement:

- Use evaluation findings to drive continuous improvement in inclusivity initiatives.
- Regularly review and refine initiatives based on feedback and data.

5. Learning and Sharing:

- Share best practices and lessons learned with other organizations and programs.
- Use case studies and success stories to promote inclusivity and inspire others.

9.6 Practical Tools and Resources

To effectively measure and evaluate inclusivity, it is essential to have access to practical tools and resources. Here are some resources that can help:

Data Collection Tools

1. Survey Platforms:

- Use survey platforms, such as SurveyMonkey, Google Forms, or Qualtrics, to design and distribute surveys.
- These platforms offer customizable templates, data analysis tools, and reporting features.

2. Attendance Tracking Software:

- Use attendance tracking software, such as TeamSnap, SportsEngine, or AttendanceBot, to record and analyze participation data.
- These tools provide real-time tracking, reporting, and integration with other management systems.

3. Accessibility Audit Tools:

- Use accessibility audit tools, such as the ADA Checklist for Existing Facilities or the World Wide Web Consortium (W3C) Accessibility Guidelines, to assess the accessibility of facilities and digital platforms.

Data Analysis Software

1. Excel:

- Excel is a versatile tool for organizing, analyzing, and visualizing quantitative data.
- Use Excel functions, pivot tables, and charts to analyze survey responses, attendance records, and other data.

2. SPSS:

- SPSS is a statistical analysis software that offers advanced data analysis capabilities.
- Use SPSS to conduct descriptive and inferential statistics, such as t-tests, ANOVA, and regression analysis.

3. NVivo:

- NVivo is a qualitative data analysis software that helps to organize and analyze interview transcripts, focus group discussions, and other qualitative data.
- Use NVivo to code and categorize data, identify themes, and generate reports.

Evaluation Frameworks and Guides

1. Logic Model Templates:

- Use logic model templates to outline the inputs, activities, outputs, and outcomes of inclusivity initiatives.
- Templates are available from organizations such as the Kellogg Foundation and the CDC.

2. Theory of Change Guides:

- Use theory of change guides to describe the process through which inclusivity initiatives are expected to lead to desired outcomes.
- Guides are available from organizations such as the Center for Theory of Change and UNICEF.

3. SWOT Analysis Tools:

- Use SWOT analysis tools to identify strengths, weaknesses, opportunities, and threats related to inclusivity initiatives.
- Templates and guides are available from organizations such as MindTools and the Balanced Scorecard Institute.

Support Networks and Resources

1. Professional Associations:

- Join professional associations, such as the National Center on Health, Physical Activity and Disability (NCHPAD) or the American Association on Intellectual and Developmental Disabilities (AAIDD), to access resources, training, and support.

2. Online Communities:

- Participate in online communities and forums, such as the Inclusion Club or the Diversity and Inclusion Sports Network, to connect with other professionals and share best practices.

3. Training Programs:

- Enroll in training programs and workshops on data collection, analysis, and evaluation for inclusivity.
- Programs are available from organizations such as the Evaluation Capacity Building Project and the American Evaluation Association.

Conclusion

Measuring and evaluating inclusivity in sports programs is crucial for understanding the effectiveness of initiatives and identifying areas for improvement. By setting clear goals, collecting relevant data, and using evaluation frameworks, sports organizations can drive continuous improvement and ensure that their programs are truly inclusive.


This module provides a comprehensive guide to measuring and evaluating inclusivity, offering practical strategies and resources to support these efforts. By embracing these strategies, sports organizations and communities can make significant strides towards a more inclusive and equitable future in sports.

References

To further your understanding of measuring and evaluating inclusivity in sports programs, here are some recommended readings and resources:

1. [National Center on Health, Physical Activity and Disability \(NCHPAD\)](#)
2. [American Evaluation Association](#)
3. [Center for Theory of Change](#)
4. [Inclusion Club](#)
5. Kellogg Foundation Logic Model Development Guide
6. [CDC Program Evaluation Framework](#)
7. MindTools SWOT Analysis
8. [Balanced Scorecard Institute](#)

By utilizing these resources and the strategies outlined in this module, you can contribute to creating a more inclusive and supportive sports environment for all participants.



Module 10

Sustaining and Scaling Inclusive Sports Programs

Objective

To provide strategies and best practices for sustaining and scaling inclusive sports programs, ensuring their long-term impact and broadening their reach to serve more participants.

Introduction

Sustaining and scaling inclusive sports programs requires careful planning, ongoing evaluation, and strategic partnerships. Successful programs not only maintain their operations over time but also expand to serve more participants and communities. This module offers a comprehensive guide to sustaining and scaling inclusive sports programs, focusing on strategic planning, resource management, stakeholder engagement, and best practices for long-term success.

10.1 Strategic Planning for Sustainability

Strategic planning is essential for the sustainability and growth of inclusive sports programs. It involves setting long-term goals, identifying resources, and developing action plans to achieve those goals.

Key Components of Strategic Planning

1. Vision and Mission:

- Define the long-term vision and mission of the inclusive sports program.
- Ensure that the vision and mission align with the values and goals of inclusivity.

2. Goals and Objectives:

- Set specific, measurable, attainable, relevant, and time-bound (SMART) goals and objectives.
- Include goals for program growth, participant engagement, resource development, and impact.

3. SWOT Analysis:

- Conduct a SWOT analysis to identify strengths, weaknesses, opportunities, and threats related to the program.
- Use the findings to inform strategic decisions and action plans.

4. Action Plans:

- Develop detailed action plans to achieve the set goals and objectives.
- Include timelines, responsibilities, and resources needed for each action.

5. Monitoring and Evaluation:

- Establish a system for monitoring and evaluating progress towards goals.
- Use data and feedback to make adjustments and improve the strategic plan.

Example of a Strategic Plan

Vision: To create an inclusive sports community where all individuals, regardless of their abilities or backgrounds, have the opportunity to participate, grow, and succeed.

Mission: To provide accessible and supportive sports programs that promote inclusivity, diversity, and equity.

Goals and Objectives:

1. Increase participation in inclusive sports programs by 25% over the next three years.
 - Develop targeted outreach strategies to engage underrepresented groups.
 - Expand program offerings to include new sports and activities.
2. Enhance the accessibility of facilities and equipment.
 - Conduct accessibility audits and implement necessary modifications.
 - Secure funding for adaptive equipment and facility improvements.
3. Strengthen partnerships with local organizations and stakeholders.
 - Develop partnership agreements with schools, community organizations, and businesses.
 - Organize joint events and initiatives to promote inclusivity.
4. Ensure the financial sustainability of the program.
 - Diversify funding sources, including grants, sponsorships, and fundraising events.
 - Implement a membership or participation fee structure, with financial assistance options.

Action Plans:

- Develop and distribute promotional materials to target underrepresented groups.
- Conduct accessibility audits and create a plan for facility improvements.
- Reach out to potential partners and schedule meetings to discuss collaboration opportunities.
- Apply for grants and seek sponsorships from local businesses.

Monitoring and Evaluation:

- Track participation rates and demographics to assess progress towards growth goals.
- Regularly review accessibility improvements and gather feedback from participants.
- Monitor partnership activities and evaluate their impact on program goals.
- Review financial statements and funding sources to ensure financial sustainability.

10.2 Resource Management

Effective resource management is crucial for sustaining and scaling inclusive sports programs. It involves managing financial resources, human resources, and physical resources to ensure the program's success and growth.

Financial Management

1. Budgeting:

- Develop a detailed budget that outlines all income and expenses related to the program.
- Include costs for staff salaries, facility maintenance, equipment, marketing, and events.

2. Fundraising:

- Implement fundraising strategies to generate financial support for the program.
- Examples include grant applications, sponsorships, crowdfunding campaigns, and fundraising events.

3. Financial Reporting:

- Maintain accurate financial records and regularly review financial statements.
- Use financial reports to monitor the program's financial health and make informed decisions.

4. Cost Control:

- Implement cost-control measures to ensure that resources are used efficiently.
- Regularly review expenses and identify opportunities for cost savings.

Human Resource Management

1. Staff Recruitment and Training:

- Recruit staff and volunteers who are committed to the program's mission and values.
- Provide ongoing training and professional development to enhance their skills and knowledge.

2. Volunteer Management:

- Develop a volunteer management system to recruit, train, and retain volunteers.
- Recognize and reward volunteers for their contributions to the program.

3. Leadership Development:

- Identify and develop leaders within the program to ensure continuity and growth.
- Provide leadership training and mentorship opportunities.

Physical Resource Management

1. Facility Management:

- Ensure that facilities are well-maintained and accessible to all participants.
- Regularly review and update facility policies and procedures.

2. Equipment Management:

- Maintain an inventory of equipment and ensure that it is in good condition.
- Replace or repair equipment as needed to ensure safety and accessibility.

3. Technology and Tools:

- Use technology and tools to streamline program operations and enhance participant experiences.
- Examples include registration software, communication platforms, and data management systems.

10.3 Stakeholder Engagement

Engaging stakeholders is essential for sustaining and scaling inclusive sports programs. Stakeholders include participants, families, community members, partners, and funders.

Key Strategies for Stakeholder Engagement

1. Building Relationships:

- Develop and maintain strong relationships with stakeholders through regular communication and collaboration.
- Use meetings, newsletters, and social media to keep stakeholders informed and engaged.

2. Involving Stakeholders in Decision-Making:

- Involve stakeholders in decision-making processes to ensure that their perspectives and needs are considered.
- Use advisory boards, committees, and focus groups to gather input and feedback.

3. Recognizing and Celebrating Contributions:

- Recognize and celebrate the contributions of stakeholders to the program's success.
- Use awards, events, and public acknowledgments to show appreciation.

4. Providing Opportunities for Involvement:

- Provide opportunities for stakeholders to get involved in the program, such as volunteering, attending events, or participating in planning committees.
- Encourage stakeholders to take an active role in the program's growth and development.

Physical Resource Management

1. Facility Management:

- Ensure that facilities are well-maintained and accessible to all participants.
- Regularly review and update facility policies and procedures.

2. Equipment Management:

- Maintain an inventory of equipment and ensure that it is in good condition.
- Replace or repair equipment as needed to ensure safety and accessibility.

3. Technology and Tools:

- Use technology and tools to streamline program operations and enhance participant experiences.
- Examples include registration software, communication platforms, and data management systems.

10.3 Stakeholder Engagement

Engaging stakeholders is essential for sustaining and scaling inclusive sports programs. Stakeholders include participants, families, community members, partners, and funders.

Key Strategies for Stakeholder Engagement

1. Building Relationships:

- Develop and maintain strong relationships with stakeholders through regular communication and collaboration.
- Use meetings, newsletters, and social media to keep stakeholders informed and engaged.

2. Involving Stakeholders in Decision-Making:

- Involve stakeholders in decision-making processes to ensure that their perspectives and needs are considered.
- Use advisory boards, committees, and focus groups to gather input and feedback.

3. Recognizing and Celebrating Contributions:

- Recognize and celebrate the contributions of stakeholders to the program's success.
- Use awards, events, and public acknowledgments to show appreciation.

4. Providing Opportunities for Involvement:

- Provide opportunities for stakeholders to get involved in the program, such as volunteering, attending events, or participating in planning committees.
- Encourage stakeholders to take an active role in the program's growth and development.

5. Communicating Impact:

- Communicate the impact of the program to stakeholders through reports, newsletters, and social media.
- Use data, stories, and testimonials to highlight the program's successes and the difference it makes in participants' lives.

Example of Stakeholder Engagement Plan

Goal: To engage stakeholders in the growth and sustainability of the inclusive sports program.

Strategies:

1. Building Relationships:

- Schedule regular meetings with key stakeholders to discuss program updates and opportunities for collaboration.
- Use newsletters and social media to share program news and success stories.

2. Involving Stakeholders in Decision-Making:

- Establish an advisory board with representatives from different stakeholder groups.
- Organize focus groups to gather input on specific topics, such as program improvements and new initiatives.

3. Recognizing and Celebrating Contributions:

- Host an annual recognition event to celebrate the contributions of volunteers, partners, and funders.
- Use social media and newsletters to publicly acknowledge and thank stakeholders.

4. Providing Opportunities for Involvement:

- Create volunteer opportunities for stakeholders to get involved in program activities and events.
- Invite stakeholders to join planning committees and contribute to the development of new initiatives.

5. Communicating Impact:

- Prepare an annual impact report that highlights the program's achievements and the difference it makes in participants' lives.
- Use social media and newsletters to share stories and testimonials from participants and families.

10.4 Scaling Inclusive Sports Programs

Scaling inclusive sports programs involves expanding their reach and impact to serve more participants and communities. It requires careful planning, strategic partnerships, and a focus on maintaining quality and inclusivity.

Key Strategies for Scaling

1. Assessing Readiness for Scaling:

- Assess the program's readiness for scaling by evaluating its current capacity, resources, and impact.
- Identify any gaps or areas that need to be strengthened before scaling.

2. Developing a Scaling Plan:

- Develop a detailed scaling plan that outlines the goals, strategies, and actions for expanding the program.
- Include timelines, responsibilities, and resources needed for scaling.

3. Building Partnerships:

- Build partnerships with local organizations, schools, and community groups to support the expansion of the program.
- Collaborate on joint initiatives and leverage each other's strengths and resources.

4. Securing Funding:

- Secure funding to support the expansion of the program through grants, sponsorships, and fundraising campaigns.
- Develop a diversified funding strategy to ensure financial sustainability.

5. Ensuring Quality and Inclusivity:

- Maintain the quality and inclusivity of the program as it scales by developing and implementing standards and best practices.
- Provide training and support to staff and volunteers to ensure they can effectively manage the expanded program.

6. Monitoring and Evaluating Progress:

- Monitor and evaluate the progress of the scaling efforts to ensure that goals are being achieved and any challenges are addressed.
- Use data and feedback to make adjustments and improve the scaling plan.

Example of a Scaling Plan

Goal: To scale the inclusive sports program to serve more participants and communities.

Strategies:

1. Assessing Readiness for Scaling:

- Conduct an internal assessment to evaluate the program's current capacity and resources.
- Identify any gaps or areas that need to be strengthened before scaling.

2. Developing a Scaling Plan:

- Develop a detailed scaling plan that outlines the goals, strategies, and actions for expansion.
- Include timelines, responsibilities, and resources needed for scaling.

3. Building Partnerships:

- Build partnerships with local schools, community organizations, and sports clubs to support the expansion of the program.
- Collaborate on joint initiatives and leverage each other's strengths and resources.

4. Securing Funding:

- Apply for grants and seek sponsorships from local businesses to support the expansion of the program.
- Develop a fundraising campaign to generate financial support from the community.

5. Ensuring Quality and Inclusivity:

- Develop and implement standards and best practices to maintain the quality and inclusivity of the program.
- Provide training and support to staff and volunteers to ensure they can effectively manage the expanded program.

6. Monitoring and Evaluating Progress:

- Monitor and evaluate the progress of the scaling efforts to ensure that goals are being achieved and any challenges are addressed.
- Use data and feedback to make adjustments and improve the scaling plan.

10.5 Case Studies and Best Practices

Examining successful initiatives and programs that have sustained and scaled inclusive sports programs can provide valuable insights and inspiration.

Case Study 1: Special Olympics Unified Sports

Background: Special Olympics Unified Sports is an initiative that brings together athletes with and without intellectual disabilities to train and compete on the same teams. The program has successfully scaled to reach communities worldwide.

Strategies for Scaling:

- **Building Partnerships:** Special Olympics Unified Sports collaborates with schools, community organizations, and sports clubs to implement the program.
- **Training and Support:** The program provides training and resources to coaches, volunteers, and partners to ensure quality and inclusivity.
- **Community Engagement:** Special Olympics engages communities through events, awareness campaigns, and volunteer opportunities to build support for the program.
- **Monitoring and Evaluation:** The program regularly monitors and evaluates its impact, using data to make improvements and inform scaling efforts.

Impact:

- Increased participation and social integration of athletes with intellectual disabilities.
- Enhanced physical fitness, self-esteem, and social skills of participants.
- Promotion of inclusivity and respect within communities.

Case Study 2: Youth Sports Program Expansion

Background: A local youth sports program aimed to scale its inclusive sports offerings to serve more participants from diverse backgrounds and abilities.

Strategies for Scaling:

- **Assessing Readiness:** The program conducted an internal assessment to evaluate its capacity and resources for scaling.
- **Developing a Scaling Plan:** A detailed scaling plan was developed, outlining goals, strategies, and actions for expansion.
- **Building Partnerships:** The program built partnerships with local schools, community organizations, and sports clubs to support expansion.
- **Securing Funding:** The program applied for grants and sought sponsorships from local businesses to fund the expansion.
- **Ensuring Quality and Inclusivity:** Standards and best practices were developed and implemented to maintain the quality and inclusivity of the program.
- **Monitoring and Evaluating Progress:** The program monitored and evaluated progress to ensure goals were being achieved and challenges were addressed.

Impact:

- Increased participation of youth from diverse backgrounds and abilities in sports programs.
- Enhanced physical fitness, confidence, and social interactions of participants.
- Strengthened community support and engagement with the program.

Best Practices

1. Comprehensive Strategic Planning:

- Develop comprehensive strategic plans that outline long-term goals, strategies, and actions for sustaining and scaling programs.
- Include monitoring and evaluation processes to track progress and make adjustments.

2. Effective Resource Management:

- Manage financial, human, and physical resources effectively to ensure program sustainability.
- Implement cost-control measures and maintain accurate financial records.

3. Strong Stakeholder Engagement:

- Engage stakeholders through regular communication, collaboration, and involvement in decision-making processes.
- Recognize and celebrate the contributions of stakeholders to build support and commitment.

4. Building Partnerships:

- Build partnerships with local organizations, schools, and community groups to support program sustainability and growth.
- Collaborate on joint initiatives and leverage each other's strengths and resources.

5. Ensuring Quality and Inclusivity:

- Maintain the quality and inclusivity of programs as they scale by developing and implementing standards and best practices.
- Provide training and support to staff and volunteers to ensure they can effectively manage expanded programs.

6. Continuous Monitoring and Evaluation:

- Regularly monitor and evaluate programs to ensure that goals are being achieved and any challenges are addressed.
- Use data and feedback to make adjustments and drive continuous improvement.

10.6 Practical Tools and Resources

To effectively sustain and scale inclusive sports programs, it is essential to have access to practical tools and resources. Here are some resources that can help:

Strategic Planning Tools

1. SWOT Analysis Templates:

- Use SWOT analysis templates to identify strengths, weaknesses, opportunities, and threats related to program sustainability and growth.
- Templates are available from organizations such as MindTools and the Balanced Scorecard Institute.

2. Action Plan Templates:

- Use action plan templates to develop detailed plans for achieving program goals and objectives.
- Templates are available from project management platforms such as Trello and Asana.

Financial Management Tools

1. Budgeting Software:

- Use budgeting software, such as QuickBooks, Mint, or YNAB (You Need a Budget), to manage program finances.
- These tools offer features for budgeting, expense tracking, and financial reporting.

2. Fundraising Platforms:

- Use fundraising platforms, such as GoFundMe, Kickstarter, or Classy, to generate financial support for the program.
- These platforms provide tools for creating fundraising campaigns and managing donations.

Stakeholder Engagement Tools

1. Communication Platforms:

- Use communication platforms, such as Mailchimp, Constant Contact, or Slack, to keep stakeholders informed and engaged.
- These tools offer features for email newsletters, messaging, and collaboration.

2. Volunteer Management Software:

- Use volunteer management software, such as VolunteerHub, SignUpGenius, or Better Impact, to recruit, train, and manage volunteers.
- These tools provide features for scheduling, communication, and tracking volunteer hours.

Monitoring and Evaluation Tools

1. Data Analysis Software:

- Use data analysis software, such as Excel, SPSS, or Tableau, to organize, analyze, and visualize data.
- These tools offer features for data management, statistical analysis, and reporting.

2. Evaluation Frameworks:

- Use evaluation frameworks, such as logic models or the Balanced Scorecard, to guide the evaluation process.
- Templates and guides are available from organizations such as the Kellogg Foundation and the CDC.

Support Networks and Resources

1. Professional Associations:

- Join professional associations, such as the National Center on Health, Physical Activity and Disability (NCHPAD) or the American Association on Intellectual and Developmental Disabilities (AAIDD), to access resources, training, and support.

2. Online Communities:

- Participate in online communities and forums, such as the Inclusion Club or the Diversity and Inclusion Sports Network, to connect with other professionals and share best practices.

3. Training Programs:

- Enroll in training programs and workshops on strategic planning, resource management, and stakeholder engagement.
- Programs are available from organizations such as the Evaluation Capacity Building Project and the American Evaluation Association.

Conclusion

Sustaining and scaling inclusive sports programs requires strategic planning, effective resource management, strong stakeholder engagement, and a focus on maintaining quality and inclusivity. By implementing the strategies and best practices outlined in this module, sports organizations can ensure the long-term impact and growth of their inclusive programs.

This module provides a comprehensive guide to sustaining and scaling inclusive sports programs, offering practical strategies and resources to support these efforts. By embracing these strategies, sports organizations and communities can make significant strides towards a more inclusive and equitable future in sports.

References

To further your understanding of sustaining and scaling inclusive sports programs, here are some recommended readings and resources:

1. [National Center on Health, Physical Activity and Disability \(NCHPAD\)](#)
2. [American Evaluation Association](#)
3. [Inclusion Club](#)
4. MindTools SWOT Analysis
5. [Balanced Scorecard Institute](#)
6. [Special Olympics](#)
7. Evaluation Capacity Building Project
8. [GoFundMe](#)

By utilizing these resources and the strategies outlined in this module, you can contribute to creating a more inclusive and supportive sports environment for all participants.

modulo 7

<https://docs.google.com/document/d/1V2vvvHBEqGkuMNvCxOwrEOcN3L46Ft4k/edit?usp=sharing&oid=108680304329125637915&rtpof=true&sd=true>